

# Semiconductor WEEK:

January 06, 2023

*An overview of results and conclusions from recent reports at TechInsights*

## Chip Market Research Services

***2023 is starting off with a blizzard***

- Order activity for semiconductor equipment continued to decline, falling to a chilly 50 degrees
- IC Inventory Levels

## Semiconductor Analytics

***Last Week in the Semiconductor Market:***

Semiconductor sales fell in a normal holiday dive, ending the last week 10% below 2021. The IC weather cooled 4°F over the holidays to Chilly conditions. Zooming in on 2022 results this week, the market ended the year bifurcated, with A&P and Auto in growth, logic flat, and memory in deep decline. Semiconductor sales grew 5% for year, reaching a record \$621B. TechInsights' IC Supply/Demand continued to loosen over the holidays. Overall conditions slid from tight to balanced, as Foundry slipped out of tight levels. More Moore Foundry went to Glut, as More than Moore Foundry slipped to Loose. DRAM also dropped back to Glut. OSAT and Analog & Power dropped to Balanced, while Auto ICs did a 1-week stint in Tight conditions – the first time since the week of February 11, 2022.

## Chip History Center

**People:** Mark Bohr, Intel Fellow discusses process technology development on Intel's 65nm Process in this 2003 interview.

**Exhibits:** The Near Impossibility of Making a Microchip - This superb article, about the birth of the Perkin Elmer Projection Scanning Aligner, was first published in the Fall 1999 issue of American Heritage of Information & Technology.

## **Semiconductor Stocks**

- *TechInsights' Semiconductor Stock Indices grew this week with the exception of EDA stocks*
- *Semiconductor Stock Index rose*
  - *Western Digital was this week's biggest winner*
- *Semiconductor Equipment Stock Index jumped*
  - *BESI came out on top*
- *EDA Stock Index slipped*
- *Electronics Materials Stock Index increased*
- *Hottest Stocks: Western Digital, BASF, Amkor, Micron, SK hynix, and BESI*

**TechInsights**



# Manufacturing Analysis Conferences

Dan Hutcheson

Monday, January 9<sup>th</sup>, 2023

11:50 am – 12:10 pm

Session 1: Economic Trends  
Equipment Forecast

## INDUSTRY STRATEGY SYMPOSIUM —ISS 2023

January 8-11<sup>th</sup>, 2023

The Ritz Carlton  
Half Moon Bay,  
California, USA



G. Dan Hutcheson  
Vice Chair  
TechInsights

Dan is a Vice Chair of TechInsights Inc. He is a recognized authority on the semiconductor industry, winning SEMI's Sales and Marketing Excellence Award in 2012 for "empowering executives with tremendous strategic and tactical marketing value" through his e-letter, *The Chip Insider*®, his book *Maxims of Hi-Tech*, and his many interviews of executives.

As some industry leaders have said, "He is the marketing voice and expert for the industry". "Dan has methodically captured the essence of the industry and produced it in such a way for all to benefit...He has been such an integral part of the industry for so long, it is difficult to imagine the industry without his contributions".

Dan's public work on the industry has often focused on challenging predictions of the demise of Moore's Law that date decades by demonstrating how doomsayers have been outpaced by emergent behavior through the innate ability of technologists to innovate. This has included invited articles for *Scientific American*, the *SIA*, and the Plenary at the *SPIE Advanced Lithography Conference*.

# The Chip Insider<sup>®</sup>'s Graphics File



## January 2023

*2023 is starting off with a blizzard*

- Order activity for semiconductor equipment continued to decline, falling to a chilly 50 degrees
- It should not come as a surprise that Memory is at freezing levels as chipmakers grapple with weak end-demand and severe levels of inventories
- TechInsights' Chip Price Performance Index continued to lose ground

Forecast as of December 2022:	2022	2023
<b>Semi Equipment (\$B):</b>	<b>\$ 136.9</b>	<b>\$ 118.1</b>
Sequential Change	7.9%	-13.7%
<b>Capacity Utilization:</b>	95.0%	84.4%
<b>ICs (\$B):</b>	<b>\$ 513.6</b>	<b>\$ 483.8</b>
Sequential Change	4.3%	-5.8%
<b>IC Units (BU):</b>	409.2	398.2
Sequential Change	3.8%	-2.7%
<b>Electronics (\$B) :</b>	<b>\$ 2,556</b>	<b>\$ 2,453</b>
Sequential Change	-0.7%	-4.1%

**TechInsights**

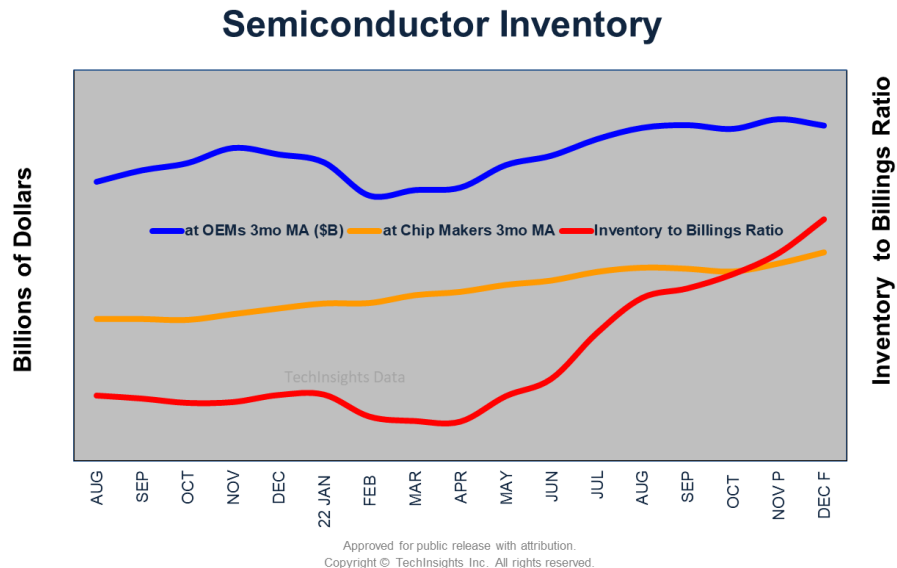
[Contact us to access more details](#)

# The Chip Insider® Graphics

## IC Inventory Levels:

- Inventory-to-Billings ratio continues to warn

**IC Inventory Levels:** chart gives rolling averages for semiconductor integrated circuit inventories held at OEMs, in Die Banks, and the total Inventory-to-Billing Ratio



## Workforce Development Solutions...

with Ajit Manocha of SEMI



## What the conversation is about:

- Labor shortages have become the echo pandemic from the ravages COVID has had on the economy.
- This is no truer than in the semiconductor industry, where Workforce Development has long been on the To-Do lists of many.
- Most industry efforts appear to be more about lobbying others to do something about workforce development.
- It's really hard to do something substantive about it but SEMI is.

[Click here to watch online](#)




# Semiconductor Analytics

## Last Week in the Semiconductor Market:

Semiconductor sales fell in a normal holiday dive, ending the last week 10% below 2021. The IC weather cooled 4°F over the holidays to Chilly conditions. Zooming in on 2022 results this week, the market ended the year bifurcated, with A&P and Auto in growth, logic flat, and memory in deep decline.

Semiconductor sales grew 5% for year, reaching a record \$621B. TechInsights' IC Supply/Demand continued to loosen over the holidays. Overall conditions slid from tight to balanced, as Foundry slipped out of tight levels. More Moore Foundry went to Glut, as More than Moore Foundry slipped to Loose. DRAM also dropped back to Glut. OSAT and Analog & Power dropped to Balanced, while Auto ICs did a 1-week stint in Tight conditions – the first time since the week of February 11, 2022.

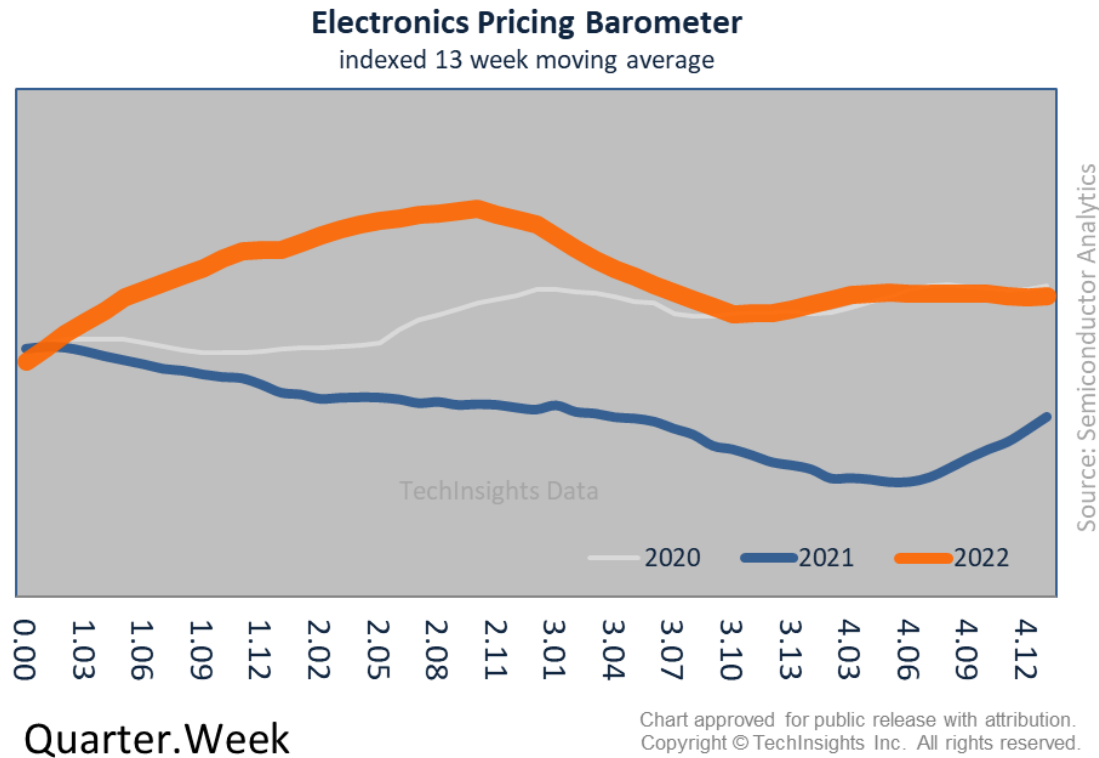


IC Weather Measures Order Activity S/D Measures Pricing Power

# Electronics Retail Pricing Trends:

for PC notebooks Tablets Smartphones Cell phones Digital Cameras Appliances TVs

Electronics' Retail  
Prices have peaked  
before the holidays.





# THE CHIP HISTORY CENTER

The Virtual Museum of Semiconductors

Section

Search...



www.chiphistory.org

Home

Time Line

Exhibits

People

Organizations

Learn

LOGIN

PUBLISH

Semiconductors are to the information age what engines are to the industrial age. Chips are the steam engine, the internal combustion engine, and the fractional horsepower engine rolled up into one. The Chip History Center is dedicated to preserving that history for future generations.

**People:** Mark Bohr, Intel Fellow discusses process technology development on Intel's 65nm Process in this 2003 interview. It marks the first fully integrated 65nm process flow. The process was a fully featured process for MPUs including copper interconnect, second generation strained silicon, HKMG and more including their new D1D manufacturing fab...



**Exhibits:** The Near Impossibility of Making a Microchip:

This superb article, about the birth of the Perkin Elmer Projection Scanning Aligner, was first published in the Fall 1999 issue of American Heritage of Information & Technology. It describes a birth that was almost stillborn, but without which, today's step-and-scan exposure systems might not exist; nor would the super-complex chips at the heart of almost all electronic devices. Read the full article below to get a feel for the industry's struggles and how close it might have come to utter failure, but how it was saved by some of our industry's brightest stars.

Supporters:

ADVANTEST



exyte





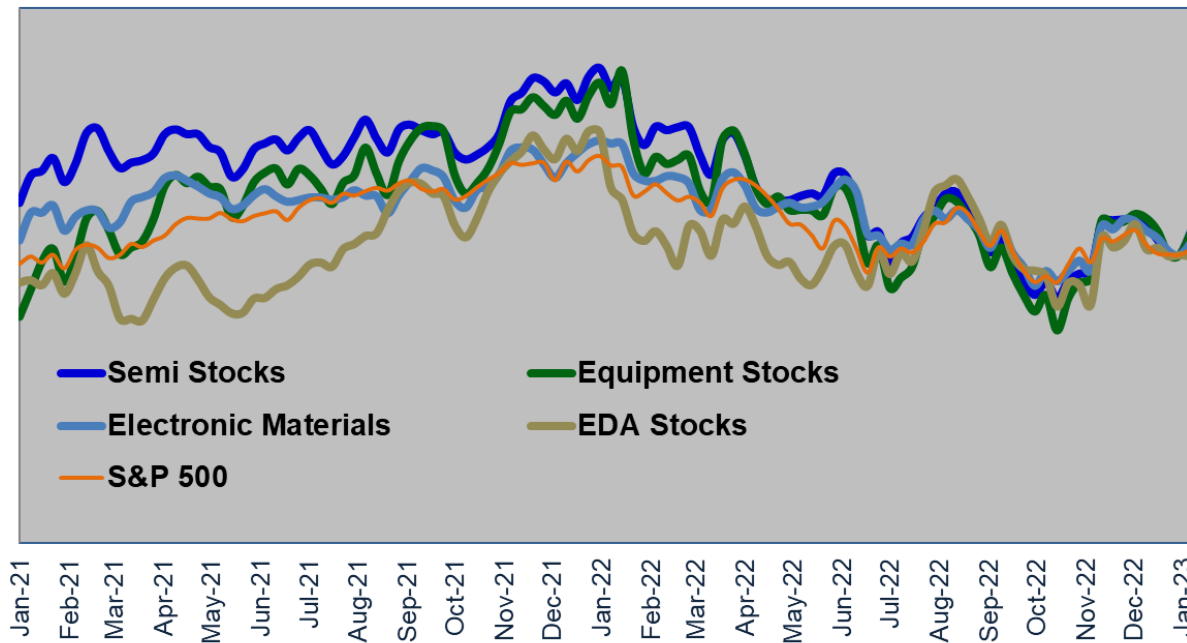
# semiStockWEEK:

TechInsights' Semiconductor Stock Indices grew this week  
with the exception of EDA stocks.



## Semiconductor Industry Stock Performance Indices

(Stock Prices Indexed to 100 in last week of 2022)



### TechInsights' Stock Indices:

Semiconductors +5.3%  
Equipment +5.7%  
Electronic Materials +3.1%  
EDA -0.4%

# Semiconductor Stocks:

## Weekly Growth and Forward P/E Ratios by Company

Weekly Gains			1/6/2023		
Semiconductor Stocks	Price Change	Forward P/E	Semiconductor Stocks	Price Change	Forward P/E
<b>IDM</b>			<b>Fab-lite to Fabless</b>		
Intel	8.7%	14	AMD	-1.3%	18
Micron	13.6%	26	Analog Devices	0.9%	16
ON Semiconductor	0.2%	14	Broadcom	5.2%	13
Samsung Electronics	6.7%	–	IBM	2.0%	15
SK hynix	10.8%		Infineon	8.5%	13
STMicroelectronics	7.1%	10	MagnaChip Semiconductor	6.5%	35
Western Digital	17.8%	8	MaxLinear	0.0%	9
<b>Foundry &amp; OSAT</b>			MediaTek	5.6%	–
Amkor	14.2%	9	NVIDIA	1.7%	34
ASE	6.4%	8	Panasonic	-1.0%	12
GLOBALFOUNDRIES	-2.1%	24	Qualcomm	4.9%	9
JCET	4.0%	13	Silicon Laboratories	5.0%	37
SkyWater Technology	6.0%	–	Skyworks	4.7%	8
SMIC	1.1%	12	Texas Instruments	6.0%	21
TSMC	4.8%	12			
UMC	7.0%	9			

Above Avg

Top 4-6

Top 1-3

**TechInsights' Semiconductor Stock Index** rose this week, Western Digital was this week's biggest winner buoyed by the rumors of a possible merger with Kioxia. Other top performers were Amkor, Micron, and SK hynix, which all ended with double-digit growth.

IDM +9.3%

Foundry & OSAT +5.2%

Fabless & Fablite +3.5%

AMD<sup>AMD</sup> Analog Devices<sup>ADI</sup> Amkor<sup>AMKR</sup> ASE<sup>ASE</sup>  
 ASX<sup>ASX</sup> Broadcom<sup>AVGO</sup> GLOBALFOUNDRIES<sup>GFS</sup>  
 IBM<sup>IBM</sup> Infineon<sup>IFNNY.PK</sup> Intel<sup>INTC</sup>  
 JCET<sup>600584.SS</sup> Micron Technology<sup>MU</sup> On Semiconductor<sup>ON</sup> Panasonic<sup>PC</sup> MagnaChip Semiconductor<sup>MX</sup> MaxLinear<sup>MXL</sup>  
 MediaTek<sup>2454.TW</sup> NVIDIA<sup>NVDA</sup> Qualcomm<sup>QCOM</sup>  
 Samsung Electronics<sup>005930.KS</sup> Silicon Laboratories<sup>SLAB</sup> SkyWater Technology<sup>SKYT</sup>  
 Skyworks<sup>SWKS</sup> SMIC<sup>SMI</sup> STMicroelectronics<sup>STM</sup>  
 Texas Instruments<sup>TXN</sup> TSMC<sup>TSM</sup> UMC<sup>UMC</sup>  
 Western Digital<sup>WDC</sup>

# Chip Equipment & Related Stocks:

## Weekly Growth and Forward P/E Ratios by Company

Weekly Gains			1/6/2023		
Equipment Stocks	Price Change	Forward P/E	Equipment Stocks	Price Change	Forward P/E
<b>Wafer Fab:</b>			<b>Test:</b>		
Applied Materials	7.1%	14	Advantest	0.4%	–
ASM International	8.9%	22	Teradyne	4.5%	22
ASML	9.1%	28	FormFactor	8.4%	27
KLA	5.5%	20			
Lam Research	5.9%	15	<b>Assembly:</b>		
Onto Innovation	8.7%	–	BESI	9.3%	–
Nikon	0.3%	–	Kulicke & Soffa	6.0%	12
TEL	5.9%	–	ASM Pacific Technology	1.3%	
Veeco Instruments	4.1%	14			
			Above Avg	Top 4-6	Top 1-3

**TechInsights' Semiconductor Equipment Stock Index** jumped this week, all companies ended in positive territory with BESI coming out on top.

WFE +6.2%

Test +4.4%

Assembly +5.5%

Applied Materials <sup>AMAT</sup> Advantest <sup>ATEYY</sup>

ASM International <sup>ASMIY</sup>

ASM Lithography <sup>ASML</sup> ASM Pacific <sup>0522.HK</sup>

BE Semiconductor <sup>BESII.PK</sup>

FormFactor <sup>FORM</sup> KLA <sup>KLAC</sup>

Kulicke & Soffa <sup>KLIC</sup> Lam Research <sup>LRCX</sup>

Onto Innovation <sup>ONTO</sup> Nikon <sup>7731</sup> Teradyne

TER Tokyo Electron Limited <sup>8035</sup> Veeco

VECO

# Electronic Materials Stocks:

## Weekly Growth and Forward P/E Ratios by Company

Weekly Gains			1/6/2023		
EDA & Electronic Materials Stocks	Price Change	Forward P/E	EDA & Electronic Materials Stocks	Price Change	Forward P/E
<b>EDA</b>			DNP	-2.5%	—
Cadence	-0.6%	34	DuPont de Nemours	5.6%	5
Synopsys	0.4%	27	JSR	3.6%	—
Ansys	-0.9%	29	Shin-Etsu	-0.7%	—
<b>Electronic Materials</b>			SOITEC	-4.3%	—
BASF	14.5%	2	Tokyo Ohka	1.0%	—
Entegris	7.2%	19			

Above Avg

Top 4-6

Top 1-3

**TechInsights' EDA Stock Index** slipped with only Synopsys ending in positive territory.

**TechInsights' Electronic Materials Stock Index** increased this week, BASF was the biggest winner with a double-digit growth compared to the next top performers, Entegris and DuPont de Nemours.

Ansys, Inc. <sup>ANSS</sup>    BASF <sup>BASFY</sup>  
 Entegris <sup>ENTG</sup>    Cadence <sup>CDNS</sup>    DNP <sup>7912</sup>  
 DuPont <sup>DD</sup>    JSR <sup>4185</sup>    Shin-Etsu <sup>4063</sup>  
 SOITEC <sup>SOI.PA</sup>    Synopsys <sup>SNPS</sup>    Tokyo  
 Ohka <sup>4186</sup>



The Prior Week's Close	TechInsights' Indices of Chip Industry Stocks				Weekly Growth				Companies Up	Max Growth	Companies Down	Min Growth	Range of Growth	S&P 500	S&P 500 Growth
	Semi Stocks	Equipment Stocks	Materials Stocks	EDA Stocks	Semi Stocks	Equipment Stocks	Materials Stocks	EDA Stocks							
03-Jun-22	119.4	116.3	118.3	102.5	-0.3%	0.1%	1.9%	0.3%	29	7.7%	-26	-4.6%	12.3%	107.0	-1.2%
10-Jun-22	113.2	109.6	115.4	95.9	-5.2%	-5.7%	-2.5%	-6.5%	6	9.7%	-49	-11.9%	21.6%	101.6	-5.1%
17-Jun-22	104.7	98.0	105.1	92.4	-7.5%	-10.6%	-8.9%	-3.6%	2	4.0%	-53	-17.3%	21.3%	95.7	-5.8%
24-Jun-22	105.5	102.3	104.7	101.0	0.8%	4.3%	-0.3%	9.3%	41	12.8%	-14	-19.4%	32.2%	101.9	6.4%
01-Jul-22	97.7	92.0	101.3	95.4	-7.3%	-10.1%	-3.3%	-5.6%	3	6.1%	-52	-20.1%	26.2%	99.6	-2.2%
08-Jul-22	102.8	94.4	102.8	100.6	5.2%	2.7%	1.5%	5.5%	47	20.5%	-7	-4.8%	25.3%	101.6	1.9%
15-Jul-22	104.3	97.1	102.6	98.4	1.4%	2.8%	-0.2%	-2.2%	32	10.1%	-21	-9.1%	19.2%	100.6	-0.9%
22-Jul-22	108.9	105.9	108.5	105.8	4.4%	9.1%	5.7%	7.5%	52	66.7%	-3	-8.3%	75.0%	103.2	2.5%
29-Jul-22	111.4	109.4	110.8	115.3	2.4%	3.3%	2.1%	9.0%	39	12.4%	-16	-9.9%	22.3%	107.6	4.3%
05-Aug-22	114.8	113.6	108.7	116.9	3.1%	3.8%	-1.9%	1.5%	47	33.8%	-8	-17.1%	50.9%	108.0	0.4%
12-Aug-22	115.2	112.9	110.9	118.5	0.3%	-0.6%	1.9%	1.3%	33	22.3%	-22	-17.4%	39.7%	111.5	3.3%
19-Aug-22	111.1	109.2	108.7	114.2	-3.6%	-3.3%	-1.9%	-3.6%	9	17.4%	-46	-8.1%	25.5%	110.1	-1.2%
26-Aug-22	106.3	104.9	106.2	108.9	-4.3%	-3.9%	-2.3%	-4.7%	2	1.1%	-53	-17.8%	18.9%	105.7	-4.0%
02-Sep-22	100.6	97.0	101.7	103.0	-5.4%	-7.5%	-4.1%	-5.4%	1	2.1%	-54	-16.1%	18.2%	102.2	-3.3%
09-Sep-22	103.8	101.8	106.4	107.4	3.2%	4.9%	4.6%	4.2%	50	13.1%	-5	-9.5%	22.6%	105.9	3.6%
16-Sep-22	99.3	95.5	100.6	100.0	-4.3%	-6.2%	-5.4%	-6.9%	4	2.3%	-50	-24.2%	26.5%	100.9	-4.8%
23-Sep-22	93.8	90.3	97.1	96.6	-5.5%	-5.5%	-3.5%	-3.4%	3	1.6%	-52	-15.8%	17.4%	96.2	-4.6%
30-Sep-22	90.2	86.3	92.6	96.2	-3.9%	-4.4%	-4.7%	-0.4%	5	4.7%	-49	-11.7%	16.4%	93.4	-2.9%
07-Oct-22	93.5	90.2	96.2	95.0	3.7%	4.6%	3.9%	-1.3%	46	9.8%	-7	-7.8%	17.6%	94.8	1.5%
14-Oct-22	89.2	81.6	93.7	87.5	-4.6%	-9.5%	-2.6%	-7.9%	8	5.8%	-47	-16.1%	21.9%	93.3	-1.6%
21-Oct-22	93.6	89.5	96.2	93.2	4.9%	9.6%	2.8%	6.5%	45	21.9%	-10	-5.2%	27.1%	97.7	4.7%
28-Oct-22	95.3	93.3	98.6	92.8	1.8%	4.3%	2.5%	-0.5%	42	11.5%	-13	-24.7%	36.2%	101.6	4.0%
04-Nov-22	96.2	94.3	96.3	87.8	0.9%	1.0%	-2.4%	-5.3%	32	20.3%	-23	-21.5%	41.8%	98.2	-3.3%
11-Nov-22	107.8	108.4	107.2	104.5	12.1%	15.0%	11.3%	18.9%	53	37.4%	-2	-8.0%	45.4%	104.0	5.9%
18-Nov-22	108.3	107.5	106.2	101.9	0.5%	-0.8%	-0.9%	-2.5%	24	12.4%	-31	-22.2%	34.6%	103.3	-0.7%
25-Nov-22	108.5	108.1	108.7	103.4	0.2%	0.5%	2.4%	1.5%	36	5.6%	-19	-3.8%	9.4%	104.9	1.5%
02-Dec-22	108.7	109.9	108.2	107.6	0.1%	1.7%	-0.5%	4.0%	38	9.2%	-16	-7.5%	16.7%	106.0	1.1%
09-Dec-22	106.9	108.9	105.9	101.4	-1.7%	-0.9%	-2.1%	-5.7%	15	7.2%	-38	-8.5%	15.7%	102.5	-3.4%
16-Dec-22	103.6	105.8	104.1	101.7	-3.1%	-2.9%	-1.7%	0.3%	10	4.0%	-45	-10.6%	14.6%	100.3	-2.1%
23-Dec-22	100.4	100.0	100.9	99.7	-3.1%	-5.4%	-3.1%	-2.0%	3	1.2%	-51	-10.8%	12.0%	100.1	-0.2%
30-Dec-22	100.0	100.0	100.0	100.0	-0.4%	0.0%	-0.9%	0.3%	20	7.9%	-33	-5.3%	13.2%	100.0	-0.1%
06-Jan-23	105.6	105.5	103.1	99.6	5.6%	5.5%	3.1%	-0.4%	46	17.8%	-8	-4.3%	22.1%	101.4	1.4%

# Links to Conference Call Transcripts

**January 6<sup>th</sup>**

[Micron Technology, Inc. \(MU\) J.P. MORGAN 21ST ANNUAL TECH/AUTO FORUM \(Transcript\)](#)

[Marvell Technology, Inc. \(MRVL\) J.P. Morgan 21st Annual Tech/Auto Forum Conference \(Transcript\)](#)

[Skyworks Solutions, Inc. \(SWKS\) Presents at J.P. Morgan 21st Annual Tech/Auto Forum \(Transcript\)](#)

[NVIDIA Corporation \(NVDA\) J.P. Morgan 21st Annual Tech/Auto Forum Conference \(Transcript\)](#)

[ON Semiconductor Corporation \(ON\) CEO Hassane El-Khoury presents at J.P. Morgan CES Tech/Auto Forum \(Transcript\)](#)

**December 30<sup>th</sup> and before**

[Micron Technology, Inc. \(MU\) Q1 2023 Earnings Call Transcript](#)

[Western Digital Corporation \(WDC\) CEO David Goeckeler Presents at Barclays 2022 Global Technology, Media and Telecommunications Conference \(Transcript\)](#)

[Analog Devices, Inc. \(ADI\) Presents at Barclays 2022 Global Technology, Media and Telecommunications Brokers Conference \(Transcript\)](#)

[Marvell Technology, Inc. \(MRVL\) Arete Tech Conference \(Transcript\)](#)

[Western Digital Corporation \(WDC\) UBS Global TMT Conference Transcript](#)

[Advanced Micro Devices, Inc. \(AMD\) Arete Tech Conference \(Transcript\)](#)

[ASML Holding N.V. \(ASML\) Presents at UBS 2022 Global TMT Conference \(Transcript\)](#)

[NXP Semiconductors N.V. \(NXPI\) Presents at Nasdaq 47th Investor Conference \(Transcript\)](#)

# Links to Conference Call Transcripts

[ON Semiconductor Corporation \(ON\) NASDAQ 47th Investor Conference \(Transcript\)](#)

[NVIDIA Corporation \(NVDA\) Management Presents at Arete Tech Conference 2022 Conference \(Transcript\)](#)

[Western Digital Corporation \(WDC\) Arete Tech Conference \(Transcript\)](#)

[Marvell Technology, Inc. \(MRVL\) Q3 2023 Earnings Call Transcript](#)

[DuPont de Nemours, Inc. \(DD\) Presents at Credit Suisse's 10th Annual Global Industrials Brokers Conference \(Transcript\)](#)

[Semtech Corporation \(SMTC\) Q3 2023 Earnings Call Transcript](#)

[Synopsys, Inc. \(SNPS\) Q4 2022 Earnings Call Transcript](#)

[NXP Semiconductors N.V. \(NXPI\) 6th Annual Wells Fargo TMT Summit](#)

[Applied Materials, Inc. \(AMAT\) Presents at Wells Fargo 6th Annual TMT Summit Conference \(Transcript\)](#)

[NVIDIA Corporation \(NVDA\) Credit Suisse 26th Annual Technology Conference \(Transcript\)](#)

[Advanced Micro Devices, Inc. \(AMD\) Presents at Wells Fargo 6th Annual 2022 TMT Summit \(Transcript\)](#)

[Intel Corporation \(INTC\) Credit Suisse 26th Annual Technology Conference \(Transcript\)](#)

[Honeywell International Inc. \(HON\) Management Presents at Credit Suisse 10th Annual Global Industrials Conference \(Transcript\)](#)

[Western Digital Corporation \(WDC\) Credit Suisse 26th Annual Technology Conference \(Transcript\)](#)

[Micron Technology, Inc. \(MU\) 6th Annual Wells Fargo TMT Summit Conference \(Transcript\)](#)

[ON Semiconductor Corporation \(ON\) Management Presents At Credit Suisse 26th Annual Technology Conference \(Transcript\)](#)

# Links to Conference Call Transcripts

[Analog Devices, Inc. \(ADI\) Management Presents at Credit Suisse 26th Annual Technology Conference](#)

[NXP Semiconductors N.V. \(NXPI\) Credit Suisse 26th Annual Technology Conference \(Transcript\)](#)

[Qorvo, Inc. \(QRVO\) Presents at 6th Annual Wells Fargo TMT Summit](#)

[Lam Research Corporation \(LRCX\) Presents at Credit Suisse 26th Annual Technology Conference \(Transcript\)](#)

[Texas Instruments Incorporated \(TXN\) Credit Suisse 26th Annual Technology Conference \(Transcript\)](#)

[International Business Machines Corporation \(IBM\) Management Presents at Credit Suisse 26th Annual Technology Conference Call Transcript](#)

[Analog Devices Inc. \(ADI\) Q4 2022 Earnings Call Transcript](#)

[Agilent Technologies, Inc. \(A\) Q4 2022 Earnings Call Transcript](#)

[Applied Materials, Inc. \(AMAT\) Q4 2022 Earnings Call Transcript](#)

[Camtek LTD. \(CAMT\) Q3 2022 Earnings Call Transcript](#)

[Kulicke and Soffa Industries, Inc. \(KLIC\) Q4 2022 Earnings Call Transcript](#)

[NVIDIA Corporation \(NVDA\) Q3 2023 Earnings Call Transcript](#)

[Infineon Technologies AG \(IFNNY\) Q4 2022 Earnings Call Transcript](#)

[GLOBALFOUNDRIES Inc. \(GFS\) Q3 2022 Earnings Call Transcript](#)

[Veeco Instruments, Inc. \(VECO\) Q3 2022 Earnings Call Transcript](#)



# TechInsights recent uploads

## Chip Market Research Services Uploads:

### **ForecastPro Module:**

- [TCI Graphics – V22.12](#)
- [Semiconductor Forecast – V22.12](#)
- [CapEx Distribution – V22.12](#)
- Electronics & Macroeconomy – V22.10
- Diffusion Rates and Utilization – V22.10
- Long-Term Semi and Eqpt Forecast – V22.09
- Silicon Demand – V22.09
- Advanced Packaging – V22.07
- Packaging Demand – V22.06

### **Equipment Database Module:**

- [Scanner & Stepper Shipments – V22.12](#)
- IC Equipment Forecast:
  - Yearly – V22.08
- [WFE Equipment Market Shares:](#)
  - Yearly – V22.05
  - [Quarterly – V22.12](#)
- WFE by Applications – V22.09

## Customer Satisfaction Survey Uploads:

- 2022 CSS Databases
- 2022 Survey Documents

## Critical Subsystems Uploads:

- [Critical Subsystems Forecasts – V22.11](#)
- [Device Forecast Summary – V22.11](#)
- [Manufacturing Equipment Forecasts – V22.11](#)
- [Substrate Processing Equipment Shipments – V22.11](#)
- [Substrate Processing Equipment Installed Base – V22.11](#)
- [Chamber Shipments – V22.11](#)
- Supplier Shares – V22.03

## Test Connectivity Reports:

- Test and Burn-In Socket Report : V22.07
  - [Quarterly Report: V22.12](#)
- Probe Card Report: V22.05
  - [Quarterly Report: V22.12](#)
- Device Interface Board Report: V22.08
  - [Quarterly Report: V22.12](#)

# Terms and Conditions, Notices, and Disclaimers, etc.

By accepting this report, opening it, or using it you are agreeing to these terms. This report contains valuable data, intellectual property, and trade secrets developed or acquired by TechInsights. You have a limited license to hold these materials but do not become the owner of any material. The materials provided are protected by copyright, trade secret, and trademark law. This presentation has been approved by TechInsights for public release with attribution. The information in the materials may be used by you on a limited basis in your own documents provided that those documents are not-for-sale; TechInsights' name, brand, or trademarks are not used to endorse a product or company for sales purposes; TechInsights is clearly referred to as the source of such information; and you obtain written approval prior to use.

This report is provided on an "AS IS," "WHERE IS," "WHERE AVAILABLE", "WITH ALL FAULTS" basis. TechInsights does not warrant these materials or the information provided therein, either expressly or impliedly, for any particular purpose and TechInsights specifically disclaims any express or implied warranties, including but not limited to, any express or implied warranties of TITLE, ACCURACY, NON-INFRINGEMENT, MERCHANTABILITY or FITNESS FOR ANY PARTICULAR PURPOSE OR USE.

The sources of the information in this report include numerous individual reports, memos and bulletins from various segments of the industry, annual reports, financial reports, interviews, questionnaires, surveys, technical symposia, trade journals, technical journals and individual assessments by knowledgeable company or industry representatives as well as our own analysis and judgment. Some companies are more cooperative about providing information than others and some companies decline to provide or validate the accuracy of any information. Although the information provided is obtained or compiled from sources TechInsights believes to be reliable given the oftentimes difficult circumstances under which it is collected, TechInsights cannot and does not warrant or guarantee the accuracy, validity, truthfulness, timeliness, or completeness of any information or data made available to you for any particular purpose. In no event will TechInsights be liable to you or any third party, whether in contract, tort or under any other legal theory, for any direct, indirect, special, consequential or incidental damages, or any other damages of any kind even if TechInsights has been advised of the possibility thereof.

We receive letters and e-mails on current topics covered in our services and/or reports that are of interest to our subscribers, as well as comments on our reports. We value that subscriber input and like to use it. By submitting such material to us, unless you tell us specifically not to publish it, or except to the extent that you give us an embargo date before which you instruct us not to publish it, you authorize us to publish and republish it in any form or medium, to edit it for style and length, and to comment upon or criticize it and to publish others' comments or criticisms concerning it, as the case may be.

This report may contain information concerning stocks that is obtained from the opinions of industry analysts. Quoted past results are not necessarily indicative of future performance. None of the information should be seen as a recommendation to buy or sell any securities. We are not stock analysts or investment advisors. You should contact a registered investment advisor as to the nature, potential, value or suitability of any particular investment action. No information provided is investment advice and any such information is just an opinion and is not tailored to the investment needs of any specific person. Certain statements in this report, other than statements of historical fact, and other written or oral statements made by TechInsights may be forward-looking. In some cases, you can identify forward-looking statements by terminology such as "may", "will", "should", "expects", "intends", "plans", "anticipates", "believes", "thinks", "estimates", "seeks", "predicts", "potential", and similar expressions. Although TechInsights believes that these statements are based on reasonable assumptions, they are subject to numerous factors, risks and uncertainties that could cause actual results and outcomes to be materially different from those stated or projected. Those factors, among others, could cause actual results and outcomes to differ materially from the results and outcomes stated or projected in, or implied by, the forward-looking statements. You should understand that forward-looking statements are not guarantees of results or outcomes. New risks and uncertainties arise from time to time, and TechInsights can not predict those events or how they may affect you, the reader. TechInsights Inc does not have any intention or obligation to update forward-looking statements after the date of this report.

No part of this report may be used in any legal proceedings nor may any of these materials or the information contained therein be disclosed to any third party, including investors or affiliated firms belonging to investors, outside directors or to your affiliated companies, or reproduced or transmitted to any third party, in any form or by any means – mechanical, electronic, photocopying, duplication, microfilming, videotape, verbally or otherwise – without the prior written permission of TechInsights.

The Chip Insider® and the CSS 10 BEST logo are registered trademarks of TechInsights Inc. All other trademarks, service marks, and logos are the property of their respective owners.