

Semiconductor WEEK:

September 16, 2022

An overview of results and conclusions from recent reports at TechInsights

Chip Market Research Services

Inventories are turning red, casting a pall over the industry

- Order activity for semiconductor equipment extended its decline, slipping one point to 81 degrees in the second week of September
- Capacity Utilization Rates

Semiconductor Analytics

Last Week in the Semiconductor Market:

Semiconductor sales continued to draw down below 2021 levels last week, as the IC weather warmed 1°F in Chilly conditions. Zooming in on NAND this week, the 13-wk growth MA dropped to -8% Y/Y, falling off last year's peak of +33% in November. TechInsights forecasts it will slide to \$61B in 2022, with Y/Y growth of 0% that falls to -8% in 2023, which may be optimistic. TechInsights' IC Supply/Demand metrics weakening trend reversed course last week with NAND moving out of Glut conditions to Saturated. The unchanged segments were DRAM, Foundry, OSAT, IDM, Analog and Power, and Auto ICs. Even though overall conditions are saturated, spot shortages remain for some SKUs in microcontrollers and op-amp categories. Electronics' Retail Prices trend is down.

Critical Subsystems

Elastomer Seals Summary Data Located in Driving Forces under Misc. Reports

Chip History Center

People: In 2008 we gave out awards for the most popular videos and papers at weSRCH and Chip History ... **Lisa Su's** explanation of what math and science has done for her and how they enrich your life in the Kids Korner.

The Chip Insider

Strategy and Tactics: Government Tech Controls. Chip Slowdown.

Semiconductor Stocks

- *TechInsights' Semiconductor Stock Indices sunk this week*
- *Semiconductor Stock Index sunk this week*
 - *SMIC was this week's biggest winner*
- *Semiconductor Equipment Stock Index plummeted*
- *EDA Stock Index plummeted*
- *Electronics Materials Stock Index plunged*
- *Hottest Stocks: SMIC, Samsung Electronics, SK hynix, DNP, Silicon Laboratories, and ASM Pacific Technology*

TechInsights

2022 SIA AWARDS DINNER THURSDAY, NOVEMBER 17, 2022

SAN JOSE MARRIOTT
301 S MARKET ST, SAN JOSE, CA 95113
SIA Reception: 5-6:30 p.m.
Dinner, Awards, Keynote: 6:30-8:30 p.m.
After-Dinner Reception: 8:30-10 p.m.

NOYCE AWARD RECIPIENT

LIP-BU TAN

Executive Chairman and Former CEO
Cadence Design Systems,
Inc. Founder and Chairman
Walden International
Founding Managing Partner
Walden Catalyst Ventures



KEYNOTE SPEAKER

JIM FARLEY

President and CEO
of Ford Motor
Company



For more information about tickets and
sponsorship opportunities please contact
Sarah Ravi at sravi@semiconductors.org

The Chip Insider®'s Graphics File



August 2022

Inventories are turning red, casting a pall over the industry

- Order activity for semiconductor equipment extended its decline, slipping one point to 81 degrees in the second week of September
- The August data from the Taiwanese manufacturers were in line with our expectations
- TechInsights' Chip Price Performance Index pulled out of the dive



Forecast as of August 2022:	2022	2023
Semi Equipment (\$B):	\$ 139.4	\$ 132.3
Sequential Change	9.9%	-5.1%
Capacity Utilization:	96.2%	90.9%
ICs (\$B):	\$ 529.1	\$ 507.7
Sequential Change	7.5%	-4.0%
IC Units (BU):	419.3	415.9
Sequential Change	6.4%	-0.8%
Electronics (\$B) :	\$ 2,622	\$ 2,517
Sequential Change	1.9%	-4.0%

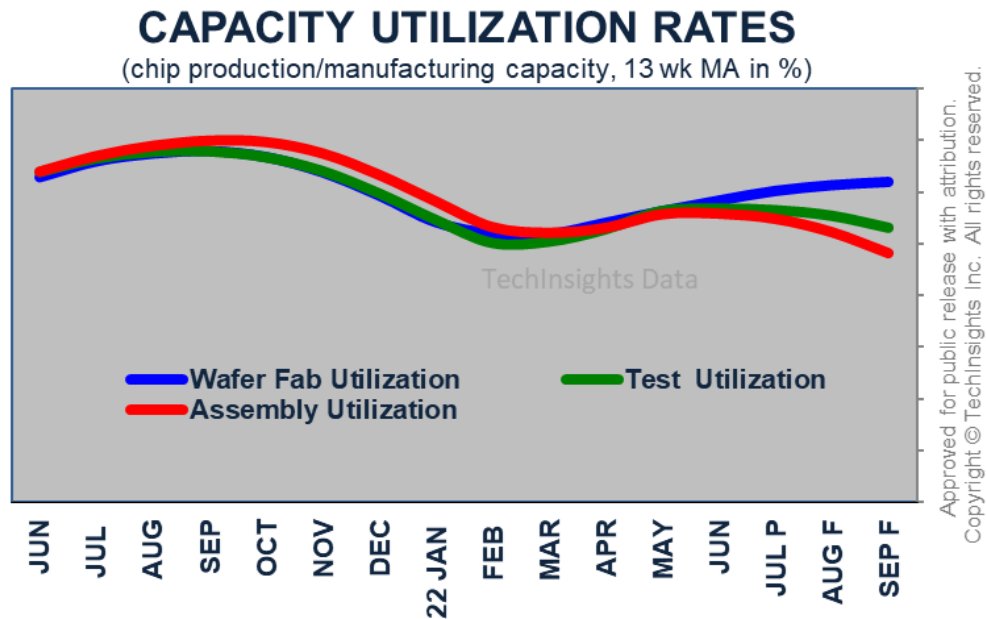
[Contact us to access more details](#)

The Chip Insider® Graphics

Capacity Utilization Rates:

- Utilization rates remain high

Capacity Utilization Rates: chart gives rolling averages for semiconductor wafer fab, test, and assembly



Workforce Development Solutions...

with Ajit Manocha of SEMI



What the conversation is about:

- Labor shortages have become the echo pandemic from the ravages COVID has had on the economy.
- This is no truer than in the semiconductor industry, where Workforce Development has long been on the To-Do lists of many.
- Most industry efforts appear to be more about lobbying others to do something about workforce development.
- It's really hard to do something substantive about it but SEMI is.

[Click here to watch online](#)


Semiconductor Analytics

Last Week in the Semiconductor Market:

Semiconductor sales continued to draw down below 2021 levels last week, as the IC weather warmed 1°F in Chilly conditions. Zooming in on NAND this week, the 13-wk growth MA dropped to -8% Y/Y, falling off last year's peak of +33% in November. TechInsights forecasts it will slide to \$61B in 2022, with Y/Y growth of 0% that falls to -8% in 2023, which may be optimistic.

TechInsights' IC Supply/Demand metrics weakening trend reversed course last week with NAND moving out of Glut conditions to Saturated. The unchanged segments were DRAM, Foundry, OSAT, IDM, Analog and Power, and Auto ICs. Even though overall conditions are saturated, spot shortages remain for some SKUs in microcontrollers and op-amp categories.

Electronics' Retail Prices trend is down.

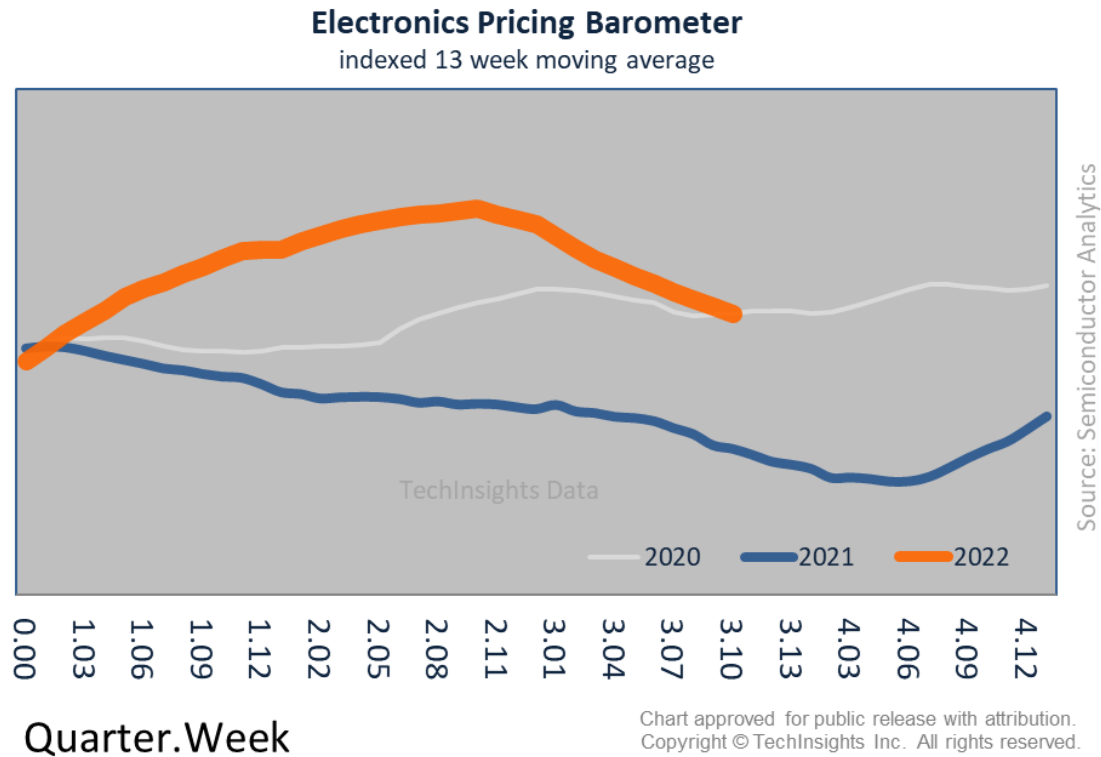


1: Measures Order Activity 2: Measures Pricing Power

Electronics Retail Pricing Trends:

for PC notebooks Tablets Smartphones Cell phones Digital Cameras Appliances TVs

Electronics' Retail
Prices trend is down.



The Chip Insider®

Strategy & Tactics



Strategy and Tactics: Government Tech Controls. Chip Slowdown.

Summaries:

The Greater Geopolitical Messaging of U.S Government

Technology Controls: A few weeks ago the U.S. Government put Export Controls on EDA and Wide Bandgap Substrates. Then they blocked Nvidia & AMD from selling advanced AI chips in China. It would be easy to see these as isolated events, but I do not believe they are. Here's why it's ... As an industry, we need to develop a common global position where companies agree to support each other. I can't speak for the industry or the companies. But I do believe we will be stronger as a group.

General recognition of the Chip Industry Slowing: It started ... said the industry was entering a "down cycle." Currently, we're more than two-thirds of the way through the third quarter and many are commenting on how sharp the turn came... Early warning signs are typically dismissed as anomalies, as confirmation and desirability bias get the best of us. This cycle has been particularly troublesome because of the extreme shortages of 2021. So, early weak sales growth was often more due to lack of components than lack of demand. This was particularly true in the first half of the year. During

this time, Occam's Razor failed us... As usual, DRAMs were the canary in the downturn coal mine. They stopped singing as early as ... Over this time, More Moore Foundry went from Tight to Glut over the course of five weeks. More than Moore Foundry and OSAT went from Tight to Saturated over the course of three weeks ... This was the sharpest turn we had ever seen. It set a very dark trend for going into the third quarter... So, we're in this unusual situation of supply chain disruption and weak demand – two conditions that are normally mutually exclusive.

*"When everything seems to be going against you ...
remember that the airplane takes off against the wind"
— Henry Ford*

[Contact us to get the full report and more](#)

TechInsights



THE CHIP HISTORY CENTER

The Virtual Museum of Semiconductors

Section

Search...



www.chiphistory.org

People: In 2008 we gave out awards for the most popular videos and papers at weSRCH and Chip History ...

Lisa Su's explanation of what math and science has done for her and how they enrich your life in the **Kids Korner** (now Learn) wing of **The Chip History Center** came in second. Hopefully she got some young girls charged up about pursuing math and science.

By the way, we did a similar video with **Craig Barrett** a year before. To watch these videos, click on [Lisa Su](#) and [Craig Barrett](#).



Lisa Su, VP of IBM's Semiconductor Research & Development Center, describes what math and science have done for her ...

27 Apr 2006

Sound Boring? Hear how very successful people have used Math & Science to make t ...

Supporters:

ADVANTEST



exyte



Critical Subsystems

Elastomer Seals Summary Data (Located in Driving Forces under Misc. Reports)



FKM/FFKM Sales Trends

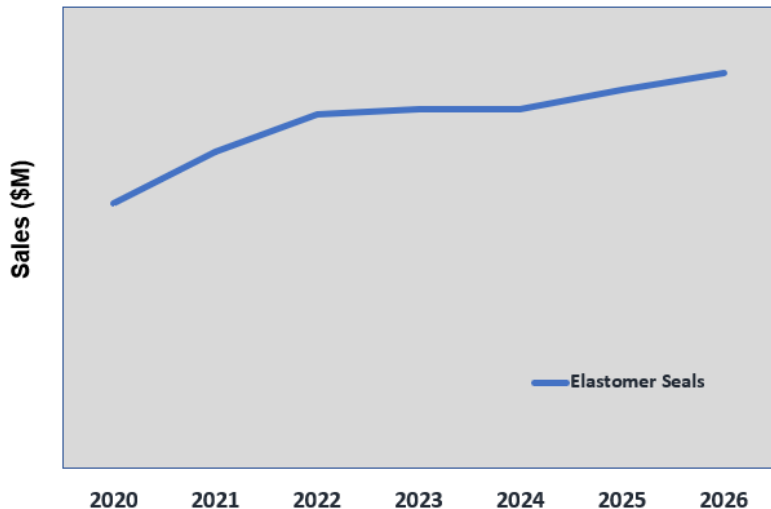


Chart approved for public release with attribution.
Copyright © TechInsights Inc. All rights reserved.

FKM and FFKM seals revenues expected to top \$920M in 2022 and surpass \$1B in 2026

Largest suppliers:

- *DuPont Performance Elastomers
- *Valqua, Ltd.
- *Greene Tweed

[Contact us to get the full report and more](#)

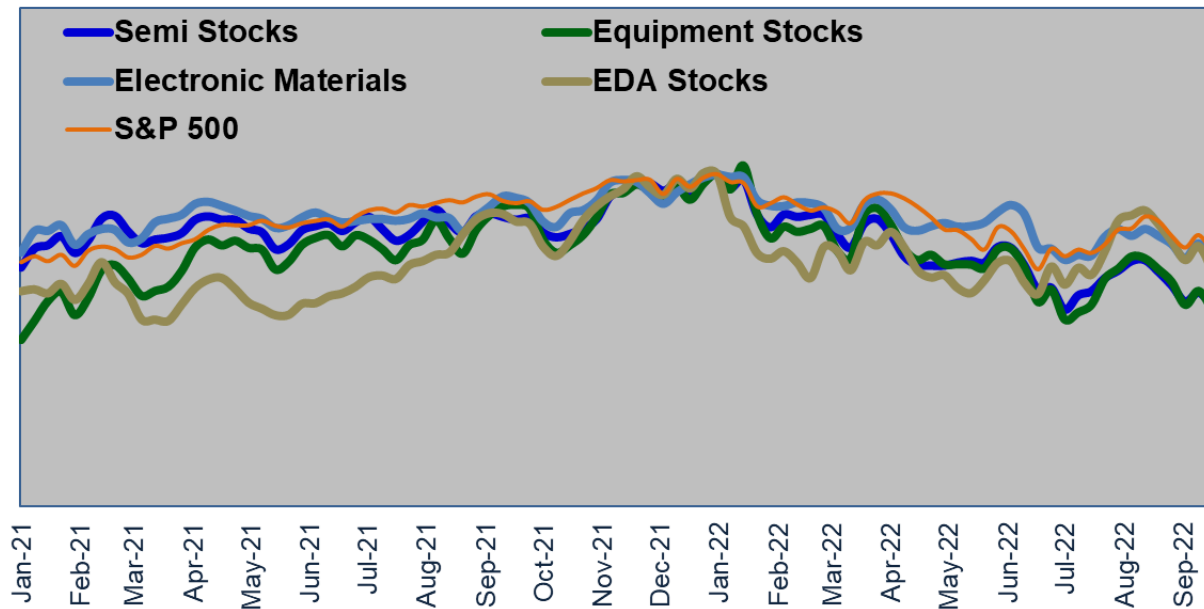
semiStockWEEK:

TechInsights' Semiconductor Stock Indices sunk this week along with the market.



Semiconductor Industry Stock Performance Indices

(Stock Prices Indexed to 100 in last week of 2021)



TechInsights' Stock Indices:

Semiconductors -4.3%
Equipment -6.2%
Electronic Materials -5.4%
EDA -6.9%

Semiconductor Stocks:

Weekly Growth and Forward P/E Ratios by Company

Weekly Gains			9/16/2022		
Semiconductor Stocks	Price Change	Forward P/E	Semiconductor Stocks	Price Change	Forward P/E
IDM			Fab-lite to Fabless		
Intel	-7.1%	12	AMD	-10.5%	17
Micron	-8.0%	15	Analog Devices	-3.2%	16
ON Semiconductor	-3.8%	15	Broadcom	-3.8%	13
Samsung Electronics	1.1%	–	IBM	-1.5%	13
SK hynix	0.9%		Infineon	-5.1%	12
STMicroelectronics	-3.3%	10	MagnaChip Semiconductor	-3.3%	16
Western Digital	-15.0%	8	MaxLinear	-8.9%	9
Foundry & OSAT			MediaTek	-3.7%	–
Amkor	-7.6%	6	NVIDIA	-8.3%	23
ASE	-3.0%	6	Panasonic	-0.9%	11
GLOBALFOUNDRIES	-4.3%	25	Qualcomm	-5.4%	10
JCET	-6.0%	14	Silicon Laboratories	0.0%	31
SkyWater Technology	-24.2%	–	Skyworks	-2.7%	9
SMIC	2.3%	10	Texas Instruments	-3.9%	19
TSMC	-4.5%	13			
UMC	-1.7%	7			

Above Avg

Top 4-6

Top 1-3

TechInsights' Semiconductor Stock Index sunk this week, SMIC was this week's biggest winner. Followed by Samsung Electronics, SK hynix, and Silicon Laboratories who also claimed the top stock spots this week.

IDM -5.0%
Foundry & OSAT -6.1%
Fabless & Fablite -4.4%

AMD ^{AMD} Analog Devices ^{ADI} Amkor ^{AMKR} ASE ^{ASX} Broadcom ^{AVGO} GLOBALFOUNDRIES ^{GFS} IBM ^{IBM} Infineon ^{IFNNY.PK} Intel ^{INTC} JCET ^{600584.SS} Micron Technology ^{MU} On Semiconductor ^{ON} Panasonic ^{PC} MagnaChip Semiconductor ^{MX} MaxLinear ^{MXL} MediaTek ^{2454.TW} NVIDIA ^{NVDA} Qualcomm ^{QCOM} Samsung Electronics ^{005930.KS} Silicon Laboratories ^{SLAB} SkyWater Technology ^{SKYT} Skyworks ^{SWKS} SMIC ^{SMI} STMicroelectronics ^{STM} Texas Instruments ^{TXN} TSMC ^{TSM} UMC ^{UMC} Western Digital ^{WDC}

Chip Equipment & Related Stocks:

Weekly Growth and Forward P/E Ratios by Company

TechInsights' Semiconductor Equipment Stock Index plummeted this week. ASM Pacific Technology, Nikon, Onto Innovation, Tokyo Electron, and Advantest being the only companies to finish above the weekly average.

WFE -6.5%
Test -6.1%
Assembly -5.2%

Applied Materials ^{AMAT} Advantest ^{ATEYY}
ASM International ^{ASMIY}
ASM Lithography ^{ASML} ASM Pacific ^{0522.HK}
BE Semiconductor ^{BESII.PK}
FormFactor ^{FORM} KLA ^{KLAC}
Kulicke & Soffa ^{KLIC} Lam Research ^{LRCX}
Onto Innovation ^{ONTO} Nikon ⁷⁷³¹ Teradyne
^{TER} Tokyo Electron Limited ⁸⁰³⁵ Veeco
^{VECO}

Weekly Gains			9/16/2022		
Equipment Stocks	Price Change	Forward P/E	Equipment Stocks	Price Change	Forward P/E
Wafer Fab:			Test:		
Applied Materials	-7.9%	12	Advantest	-4.9%	—
ASM International	-8.7%	22	Teradyne	-7.6%	14
ASML	-6.7%	24	FormFactor	-5.7%	16
KLA	-6.5%	15			
Lam Research	-9.7%	13	Assembly:		
Onto Innovation	-4.6%	—	BESI	-9.5%	—
Nikon	-3.4%	—	Kulicke & Soffa	-5.6%	11
TEL	-4.7%	—	ASM Pacific Technology	-0.5%	
Veeco Instruments	-6.2%	11			

Above Avg

Top 4-6

Top 1-3

Electronic Materials Stocks:

Weekly Growth and Forward P/E Ratios by Company

Weekly Gains			9/16/2022		
EDA & Electronic Materials Stocks	Price Change	Forward P/E	EDA & Electronic Materials Stocks	Price Change	Forward P/E
EDA			DNP	0.7%	—
Cadence	-6.0%	38	DuPont de Nemours	-7.6%	5
Synopsys	-7.6%	35	JSR	-4.3%	—
Ansys	-7.0%	30	Shin-Etsu	-3.4%	—
Electronic Materials			SOITEC	-8.3%	—
BASF	-4.8%	2	Tokyo Ohka	-5.6%	—
Entegris	-10.2%	21			
			Above Avg	Top 4-6	Top 1-3

TechInsights' EDA Stock Index plummeted.

TechInsights' Electronic Materials Stock Index plunged this week, DNP came out on top.

Ansys, Inc. ^{ANSS} BASF ^{BASFY}
 Entegris ^{ENTG} Cadence ^{CDNS} DNP ⁷⁹¹²
 DuPont ^{DD} JSR ⁴¹⁸⁵ Shin-Etsu ⁴⁰⁶³
 SOITEC ^{SOI.PA} Synopsys ^{SNPS} Tokyo
 Ohka ⁴¹⁸⁶

The Prior Week's Close	TechInsights' Indices of Chip Industry Stocks				Weekly Growth				Companies Up	Max Growth	Companies Down	Min Growth	Range of Growth	S&P 500	S&P 500 Growth
	Semi Stocks	Equipment Stocks	Materials Stocks	EDA Stocks	Semi Stocks	Equipment Stocks	Materials Stocks	EDA Stocks							
11-Feb-22	89.6	86.1	93.2	78.7	-0.7%	-1.4%	1.0%	-3.4%	20	10.6%	-33	-8.9%	19.5%	92.7	-1.8%
18-Feb-22	90.1	86.8	93.0	75.0	0.6%	0.8%	-0.2%	-4.7%	28	12.2%	-26	-7.0%	19.2%	91.2	-1.6%
25-Feb-22	90.1	87.5	91.9	82.5	0.0%	0.8%	-1.3%	9.9%	30	14.7%	-25	-9.5%	24.2%	92.0	0.8%
04-Mar-22	85.3	81.4	86.8	81.5	-5.3%	-6.9%	-5.5%	-1.2%	7	6.4%	-48	-18.6%	25.0%	90.8	-1.3%
11-Mar-22	82.1	79.7	87.1	76.9	-3.7%	-2.2%	0.3%	-5.7%	9	9.7%	-45	-11.1%	20.8%	88.2	-2.9%
18-Mar-22	87.9	90.3	92.7	83.7	7.1%	13.3%	6.5%	8.8%	53	31.3%	-2	-5.9%	37.2%	93.6	6.2%
25-Mar-22	89.1	91.8	94.0	82.9	1.3%	1.7%	1.3%	-0.9%	36	9.2%	-16	-5.5%	14.7%	95.3	1.8%
01-Apr-22	85.4	87.8	91.5	86.1	-4.2%	-4.3%	-2.6%	3.9%	5	5.0%	-50	-23.1%	28.1%	95.4	0.1%
08-Apr-22	80.1	81.9	87.1	82.3	-6.2%	-6.8%	-4.8%	-4.4%	2	5.5%	-53	-17.6%	23.1%	94.2	-1.3%
15-Apr-22	78.1	79.2	86.4	76.9	-2.5%	-3.3%	-0.9%	-6.6%	6	4.2%	-49	-10.9%	15.1%	92.2	-2.1%
22-Apr-22	77.8	80.5	87.4	75.2	-0.3%	1.6%	1.3%	-2.2%	30	9.3%	-25	-18.8%	28.1%	89.6	-2.8%
29-Apr-22	77.8	78.2	88.2	75.7	0.0%	-2.9%	0.9%	0.7%	22	21.1%	-32	-14.9%	36.0%	86.7	-3.3%
06-May-22	78.6	78.3	87.3	72.6	0.9%	0.1%	-1.0%	-4.1%	30	12.0%	-25	-11.7%	23.7%	86.5	-0.2%
13-May-22	79.0	78.1	87.5	71.4	0.5%	-0.1%	0.2%	-1.6%	28	8.2%	-25	-10.0%	18.2%	84.4	-2.4%
20-May-22	78.6	77.3	88.3	74.5	-0.5%	-1.1%	1.0%	4.3%	22	17.9%	-30	-7.7%	25.6%	81.9	-3.0%
27-May-22	82.3	81.9	90.9	78.7	4.8%	6.0%	2.9%	5.6%	48	30.3%	-7	-7.8%	38.1%	87.2	6.6%
03-Jun-22	82.1	82.0	92.6	78.9	-0.3%	0.1%	1.9%	0.3%	29	7.7%	-26	-4.6%	12.3%	86.2	-1.2%
10-Jun-22	77.8	77.3	90.3	73.8	-5.2%	-5.7%	-2.5%	-6.5%	6	9.7%	-49	-11.9%	21.6%	81.8	-5.1%
17-Jun-22	72.0	69.1	82.3	71.2	-7.5%	-10.6%	-8.9%	-3.6%	2	4.0%	-53	-17.3%	21.3%	77.1	-5.8%
24-Jun-22	72.5	72.1	82.0	77.8	0.8%	4.3%	-0.3%	9.3%	41	12.8%	-14	-19.4%	32.2%	82.1	6.4%
01-Jul-22	67.2	64.9	79.3	73.5	-7.3%	-10.1%	-3.3%	-5.6%	3	6.1%	-52	-20.1%	26.2%	80.3	-2.2%
08-Jul-22	70.7	66.6	80.5	77.5	5.2%	2.7%	1.5%	5.5%	47	20.5%	-7	-4.8%	25.3%	81.8	1.9%
15-Jul-22	71.7	68.5	80.3	75.8	1.4%	2.8%	-0.2%	-2.2%	32	10.1%	-21	-9.1%	19.2%	81.1	-0.9%
22-Jul-22	74.9	74.7	84.9	81.5	4.4%	9.1%	5.7%	7.5%	52	66.7%	-3	-8.3%	75.0%	83.1	2.5%
29-Jul-22	76.6	77.2	86.7	88.8	2.4%	3.3%	2.2%	9.0%	39	12.4%	-16	-9.9%	22.3%	86.7	4.3%
05-Aug-22	79.0	80.1	85.1	90.1	3.1%	3.8%	-1.9%	1.5%	47	33.8%	-8	-17.1%	50.9%	87.0	0.4%
12-Aug-22	79.2	79.6	86.8	91.2	0.3%	-0.6%	1.9%	1.3%	33	22.3%	-22	-17.4%	39.7%	89.8	3.3%
19-Aug-22	76.4	77.0	85.1	88.0	-3.6%	-3.3%	-1.9%	-3.6%	9	17.4%	-46	-8.1%	25.5%	88.7	-1.2%
26-Aug-22	73.1	74.0	83.1	83.9	-4.3%	-3.9%	-2.3%	-4.7%	2	1.1%	-53	-17.8%	18.9%	85.1	-4.0%
02-Sep-22	69.2	68.4	79.6	79.4	-5.4%	-7.5%	-4.1%	-5.4%	1	2.1%	-54	-16.1%	18.2%	82.3	-3.3%
09-Sep-22	71.4	71.8	83.3	82.7	3.2%	4.9%	4.6%	4.2%	50	13.1%	-5	-9.5%	22.6%	85.3	3.6%
16-Sep-22	68.3	67.3	78.8	77.0	-4.3%	-6.2%	-5.4%	-6.9%	4	2.3%	-50	-24.2%	26.5%	81.3	-4.8%

Links to Conference Call Transcripts

September 16th

[Advanced Micro Devices, Inc. \(AMD\) Goldman Sachs Communacopia + Technology Conference \(Transcript\)](#)
[QUALCOMM Incorporated \(QCOM\) Goldman Sachs 2022 Communacopia + Technology Conference \(Transcript\)](#)
[NVIDIA Corporation \(NVDA\) Presents at Goldman Sachs 2022 Communacopia + Technology Conference \(Transcript\)](#)
[NXP Semiconductors N.V. \(NXPI\) Goldman Sachs 2022 Communacopia + Technology Conference \(Transcript\)](#)
[Western Digital Corporation \(WDC\) Goldman Sachs Communacopia + Technology Conference Transcript](#)
[Applied Materials, Inc. \(AMAT\) Presents at Goldman Sachs Communacopia + Technology Conference \(Transcript\)](#)

September 9th and before

[Western Digital Corporation \(WDC\) Presents at Evercore ISI 2nd Annual TMT Conference \(Transcript\)](#)
[ON Semiconductor Corporation \(ON\) Presents at Citi 2022 Global Technology Conference \(Transcript\)](#)
[ASML Holding NV \(ASML\) Citi 2022 Global Technology Conference \(Transcript\)](#)
[International Business Machines Corporation \(IBM\) Evercore ISI 2nd Annual Technology, Media & Telcom Conference 2022 Call Transcript](#)
[Analog Devices Inc. \(ADI\) 2022 Evercore ISI 2nd Annual Technology, Media & Telcom Conference \(Transcript\)](#)
[Applied Materials, Inc. \(AMAT\) Presents at Citi 2022 Global Technology Conference \(Transcript\)](#)
[Western Digital Corporation \(WDC\) Citi 2022 Global Technology Conference](#)
[NXP Semiconductors N.V. \(NXPI\) Presents at 2022 Citi's 2022 Global Technology Conference \(Transcript\)](#)
[Lam Research Corporation \(LRCX\) Management Presents at Evercore ISI 2nd Annual Technology, Media & Telcom Conference 2022 \(Transcript\)](#)
[Texas Instruments \(TXN\) Presents at Citigroup 2022 Global Technology Conference - Conference Call Transcript](#)
[Broadcom Inc. \(AVGO\) Q3 2022 Earnings Call Transcript](#)

Links to Conference Call Transcripts

[Micron Technology, Inc. \(MU\) Presents at Deutsche Bank 2022 Technology Conference \(Transcript\)](#)

[ON Semiconductor Corporation \(ON\) Deutsche Bank 2022 Technology Conference \(Transcript\)](#)

[Intel Corp \(INTC\) Deutsche Bank Technology Conference Transcript](#)

[Western Digital Corporation \(WDC\) Deutsche Bank 2022 Technology Conference \(Transcript\)](#)

[NVIDIA Corporation \(NVDA\) CEO Jensen Huang on Q2 2023 Results - Earnings Call Transcript](#)

[Applied Materials, Inc.'s \(AMAT\) CEO Gary Dickerson on Q3 2022 Results - Earnings Call Transcript](#)

[Synopsys, Inc. \(SNPS\) CEO Aart de Geus on Q3 2022 Results - Earnings Call Transcript](#)

[Analog Devices Inc. \(ADI\) CEO Vincent Roche on Q3 2022 Results - Earnings Call Transcript](#)

[Agilent Technologies, Inc. \(A\) CEO Mike McMullen on Q3 2022 Results - Earnings Call Transcript](#)

[SkyWater Technology, Inc. \(SKYT\) CEO Thomas Sonderman on Q2 2022 Results - Earnings Call Transcript](#)

[Magnachip Semiconductor Corporation \(MX\) CEO YJ Kim on Q2 2022 Results - Earnings Call Transcript](#)

[ACM Research, Inc. \(ACMR\) CEO David Wang on Q2 2022 Results - Earnings Call Transcript](#)

[Western Digital Corporation \(WDC\) CEO David Goeckeler on Q4 2022 Results - Earnings Call Transcript](#)

[Skyworks Solutions, Inc.'s \(SWKS\) CEO Liam Griffin on Q3 2022 Results - Earnings Call Transcript](#)

[Kulicke and Soffa Industries, Inc. \(KLIC\) CEO Fusen Chen on Q3 2022 Results - Earnings Call Transcript](#)

[Infineon Technologies AG \(IFNNY\) CEO Jochen Hanebeck on Q3 2022 Results - Earnings Call Transcript](#) [Advanced Energy Industries, Inc. \(AEIS\) CEO Stephen Kelley on Q2 2022 Results - Earnings Call Transcript](#)

[Qorvo, Inc.'s \(QRVO\) CEO Bob Bruggeworth on Q1 2023 Results - Earnings Call Transcript](#)

[Microchip Technology Incorporated's \(MCHP\) CEO Ganesh Moorthy on Q1 2023 Results - Earnings Call Transcript](#)

[Advanced Micro Devices, Inc.'s \(AMD\) CEO Lisa Su on Q2 2022 Results - Earnings Call Transcript](#)

[Cirrus Logic, Inc.'s \(CRUS\) CEO John Forsyth on Q1 2023 Results - Earnings Call Transcript](#)

[Amkor Technology, Inc. \(AMKR\) CEO Giel Rutten on Q2 2022 Results - Earnings Call Transcript](#)

Links to Conference Call Transcripts

[ON Semiconductor Corporation's \(ON\) CEO Hassane El-Khoury on Q2 2022 Results - Earnings Call Transcript](#)

[SK Hynix, Inc.'s \(HXSCF\) Q2 2022 Results - Earnings Call Transcript](#)

[LG Electronics Inc.'s \(LGEAF\) Q2 2022 Results - Earnings Call Transcript](#)

[STMicroelectronics N.V. \(STM\) CEO Jean-Marc Chery on Q2 2022 Results - Earnings Call Transcript](#)

[ASE Technology Holding Co., Ltd. \(ASX\) Q2 2022 Results - Earnings Call Transcript](#)

[Cohu, Inc. \(COHU\) CEO Luis Müller on Q2 2022 Results - Earnings Call Transcript](#)

[KLA Corporation \(KLAC\) CEO Rick Wallace on Q4 2022 Results - Earnings Call Transcript](#)

[MKS Instruments, Inc. \(MKS\) CEO John Lee on Q2 2022 Results - Earnings Call Transcript](#)

[Samsung Electronics Co., Ltd. \(SSNLF\) Q2 2022 Results - Earnings Call Transcript](#)

[FormFactor, Inc. \(FORM\) CEO Michael Slessor on Q2 2022 Results - Earnings Call Transcript](#)

[Lam Research Corporation \(LRCX\) CEO Tim Archer on Q4 2022 Results - Earnings Call Transcript](#)

[QUALCOMM Incorporated \(QCOM\) CEO Cristiano Amon on Q3 2022 Results - Earnings Call Transcript](#)

[MaxLinear, Inc. \(MXL\) CEO Kishore Seendripu on Q2 2022 Results - Earnings Call Transcript](#)

[Camtek Ltd \(CAMT\) CEO Rafi Amit on Q2 2022 Results - Earnings Call Transcript](#)

[Teradyne, Inc. \(TER\) CEO Mark Jagiela on Q2 2022 Results - Earnings Call Transcript](#)

[United Microelectronics Corporation \(UMC\) Management on Q2 2022 Results - Earnings Call Transcript](#)

[NXP Semiconductors N.V.'s \(NXPI\) CEO Kurt Sievers on Q2 2022 Results - Earnings Call Transcript](#)

[Taiwan Semiconductor Manufacturing Company Limited \(TSM\) CEO C. C. Wei on Q2 2022 Results - Earnings Call Transcript](#)

[Telefonaktiebolaget LM Ericsson \(ERIC\) CEO Börje Ekholm on Q2 2022 Results - Earnings Call Transcript](#)

[Aehr Test Systems \(AEHR\) CEO Gayn Erickson on Q4 2022 Results - Earnings Call Transcript](#)

TechInsights recent uploads

Chip Market Research Services Uploads:

ForecastPro Module:

- [Silicon Demand – V22.09](#)
- [CapEx Distribution – V22.09](#)
- [Semiconductor Forecast – V22.09](#)
- [TCI Graphics – V22.08](#)
- [Advanced Packaging – V22.07](#)
- [Electronics & Macroeconomy – V22.07](#)
- [Diffusion Rates and Utilization – V22.07](#)
- [Long-Term Semi and Eqpt Forecast – V22.06](#)
- [Packaging Demand – V22.06](#)

Equipment Database Module:

- [IC Equipment Forecast:](#)
 - [Yearly – V22.08](#)
- WFE Equipment Market Shares:
 - [Yearly – V22.05](#)
 - [Quarterly – V22.08](#)
- [Scanner & Stepper Shipments – V22.06](#)
- [WFE by Applications – V22.05](#)

Customer Satisfaction Survey Uploads:

- [2022 CSS Databases](#)
- [2022 Survey Documents](#)

Critical Subsystems Uploads:

- [Critical Subsystems Forecasts – V22.05](#)
- [Device Forecast Summary – V22.05](#)
- [Manufacturing Equipment Forecasts – V22.05](#)
- [Substrate Processing Equipment Shipments – V22.05](#)
- [Substrate Processing Equipment Installed Base – V22.05](#)
- [Chamber Shipments – V22.05](#)
- [Supplier Shares – V22.03](#)

Test Connectivity Reports:

- [Test and Burn-In Socket Report : V21.04](#)
- [Probe Card Report: V21.04](#)
- [Device Interface Board Report: V20.05](#)

Terms and Conditions, Notices, and Disclaimers, etc.

By accepting this report, opening it, or using it you are agreeing to these terms. This report contains valuable data, intellectual property, and trade secrets developed or acquired by TechInsights. You have a limited license to hold these materials but do not become the owner of any material. The materials provided are protected by copyright, trade secret, and trademark law. This presentation has been approved by TechInsights for public release with attribution. The information in the materials may be used by you on a limited basis in your own documents provided that those documents are not-for-sale; TechInsights' name, brand, or trademarks are not used to endorse a product or company for sales purposes; TechInsights is clearly referred to as the source of such information; and you obtain written approval prior to use.

This report is provided on an "AS IS," "WHERE IS," "WHERE AVAILABLE", "WITH ALL FAULTS" basis. TechInsights does not warrant these materials or the information provided therein, either expressly or impliedly, for any particular purpose and TechInsights specifically disclaims any express or implied warranties, including but not limited to, any express or implied warranties of TITLE, ACCURACY, NON-INFRINGEMENT, MERCHANTABILITY or FITNESS FOR ANY PARTICULAR PURPOSE OR USE.

The sources of the information in this report include numerous individual reports, memos and bulletins from various segments of the industry, annual reports, financial reports, interviews, questionnaires, surveys, technical symposia, trade journals, technical journals and individual assessments by knowledgeable company or industry representatives as well as our own analysis and judgment. Some companies are more cooperative about providing information than others and some companies decline to provide or validate the accuracy of any information. Although the information provided is obtained or compiled from sources TechInsights believes to be reliable given the oftentimes difficult circumstances under which it is collected, TechInsights cannot and does not warrant or guarantee the accuracy, validity, truthfulness, timeliness, or completeness of any information or data made available to you for any particular purpose. In no event will TechInsights be liable to you or any third party, whether in contract, tort or under any other legal theory, for any direct, indirect, special, consequential or incidental damages, or any other damages of any kind even if TechInsights has been advised of the possibility thereof.

We receive letters and e-mails on current topics covered in our services and/or reports that are of interest to our subscribers, as well as comments on our reports. We value that subscriber input and like to use it. By submitting such material to us, unless you tell us specifically not to publish it, or except to the extent that you give us an embargo date before which you instruct us not to publish it, you authorize us to publish and republish it in any form or medium, to edit it for style and length, and to comment upon or criticize it and to publish others' comments or criticisms concerning it, as the case may be.

This report may contain information concerning stocks that is obtained from the opinions of industry analysts. Quoted past results are not necessarily indicative of future performance. None of the information should be seen as a recommendation to buy or sell any securities. We are not stock analysts or investment advisors. You should contact a registered investment advisor as to the nature, potential, value or suitability of any particular investment action. No information provided is investment advice and any such information is just an opinion and is not tailored to the investment needs of any specific person. Certain statements in this report, other than statements of historical fact, and other written or oral statements made by TechInsights may be forward-looking. In some cases, you can identify forward-looking statements by terminology such as "may", "will", "should", "expects", "intends", "plans", "anticipates", "believes", "thinks", "estimates", "seeks", "predicts", "potential", and similar expressions. Although TechInsights believes that these statements are based on reasonable assumptions, they are subject to numerous factors, risks and uncertainties that could cause actual results and outcomes to be materially different from those stated or projected. Those factors, among others, could cause actual results and outcomes to differ materially from the results and outcomes stated or projected in, or implied by, the forward-looking statements. You should understand that forward-looking statements are not guarantees of results or outcomes. New risks and uncertainties arise from time to time, and TechInsights can not predict those events or how they may affect you, the reader. TechInsights Inc does not have any intention or obligation to update forward-looking statements after the date of this report.

No part of this report may be used in any legal proceedings nor may any of these materials or the information contained therein be disclosed to any third party, including investors or affiliated firms belonging to investors, outside directors or to your affiliated companies, or reproduced or transmitted to any third party, in any form or by any means – mechanical, electronic, photocopying, duplication, microfilming, videotape, verbally or otherwise – without the prior written permission of TechInsights.

The Chip Insider® and the CSS 10 BEST logo are registered trademarks of TechInsights Inc. All other trademarks, service marks, and logos are the property of their respective owners.