

Semiconductor WEEK:

March 4, 2022

An overview of results and conclusions from recent reports at TechInsights

Chip Market Research Services

Order activity remained at record levels despite rising uncertainty...

- There was no discernable change in order activity for semiconductor equipment in the last week of February with temperatures staying near record levels
- IC Inventory Levels

Semiconductor Analytics

Last Week in the Semiconductor Market:

Semiconductor sales continued to rise at an annual rate close to 30% with the shortage driving demand. The IC weather rose 1°F last week. Semiconductor Sales growth continues to soar as last year's shortage-inspired surge continues.

Zooming in on NAND this week, 13-wk MA growth is holding in the low to mid-double-digit range. Growth is forecast to slow and finish 2022 around +15% Y/Y while reaching \$70B.

TechInsights' IC Supply/Demand indices were stable last week, with the exception of More than Moore Foundry slipping to Saturated from Loose, while Auto ICs stayed at Shortage levels, as did DRAMs. Also unchanged were More Moore Foundry, NAND, IDM, OSAT, and Analog & Power. Overall conditions remain Tight, where they have been since 24 Sep 21.

Electronics' Retail Prices continue to soar.

Chip History Center

People: Robert N. Noyce, Intel's first CEO. Legends, Circa 1990 - Remembering Robert Noyce. Interview with Leslie Berlin on her Biography of Bob Noyce

The Chip Insider

Strategy and Tactics: Intel Investor Day. Tower, Trust, Data Analytics.

Semiconductor Stocks

- *TechInsights' Semiconductor Stock Indices sunk this week as investors continue to monitor the fallout of Russia war in Ukraine*
- *Semiconductor Stock Index sunk*
 - *GLOBALFOUNDRIES was this week's biggest winner*
- *Semiconductor Equipment Stock Index plummeted*
- *EDA Stock Index decreased*
- *Electronics Materials Stock Index sunk*
 - *DNP came out on top*
- *Hottest Stocks: GLOBALFOUNDRIES, IBM, Broadcom, DNP, Cadence, and SK hynix*

TechInsights

The Chip Insider[®]'s Graphics File



February 2022

Order activity remained at record levels despite rising uncertainty...

- There was no discernable change in order activity for semiconductor equipment in the last week of February with temperatures staying near record levels
- TechInsights' Chip Price Performance Index jumped half a point



Forecast as of February 2022:	2021	2022
Semi Equipment (\$B):	\$ 124.0	\$ 149.2
Sequential Change	34.2%	20.3%
Capacity Utilization:	97.2%	96.9%
ICs (\$B):	\$ 492.3	\$ 568.2
Sequential Change	27.4%	15.4%
IC Units (BU):	394.2	439.0
Sequential Change	23.7%	11.4%
Electronics (\$B) :	\$ 2,557	\$ 2,739
Sequential Change	18.1%	7.1%

[Contact us to access more details](#)

TechInsights

Memory Market Forecast 2022...

with Jim Handy of Objective Analysis



What the conversation is about:

- In this video conversation, Dan talks with Jim about how 2021 unfolded, how it was different, and what he expects will happen in the markets for DRAM and NAND in 2022. Jim has been one of our most popular guests and is one of the most respected memory analysts in the world.

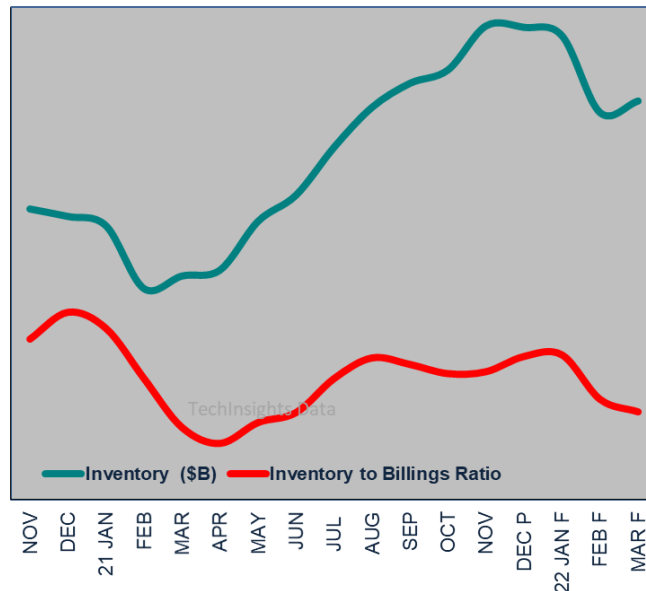
[Click here to watch online](#) or on the weVISION button in VLSI's mobile app

The Chip Insider® Graphics

Overall inventories are trending higher

IC Inventory Levels: chart gives rolling averages for semiconductor integrated circuit inventories held at OEMs and in Die Banks

Semiconductor Inventory



Approved for public release with attribution.
Copyright © TechInsights Inc. All rights reserved.

Semiconductor Analytics

Last Week in the Semiconductor Market:

Semiconductor sales continued to rise at an annual rate close to 30% with the shortage driving demand. The IC weather rose 1°F last week. Semiconductor Sales growth continues to soar as last year's shortage-inspired surge continues.

Zooming in on NAND this week, 13-wk MA growth is holding in the low to mid-double-digit range. Growth is forecast to slow and finish 2022 around +15% Y/Y while reaching \$70B.

TechInsights' IC Supply/Demand indices were stable last week, with the exception of More than Moore Foundry slipping to Saturated from Loose, while Auto ICs stayed at Shortage levels, as did DRAMs. Also unchanged were More Moore Foundry, NAND, IDM, OSAT, and Analog & Power. Overall conditions remain Tight, where they have been since 24 Sep 21.

Electronics' Retail Prices continue to soar.

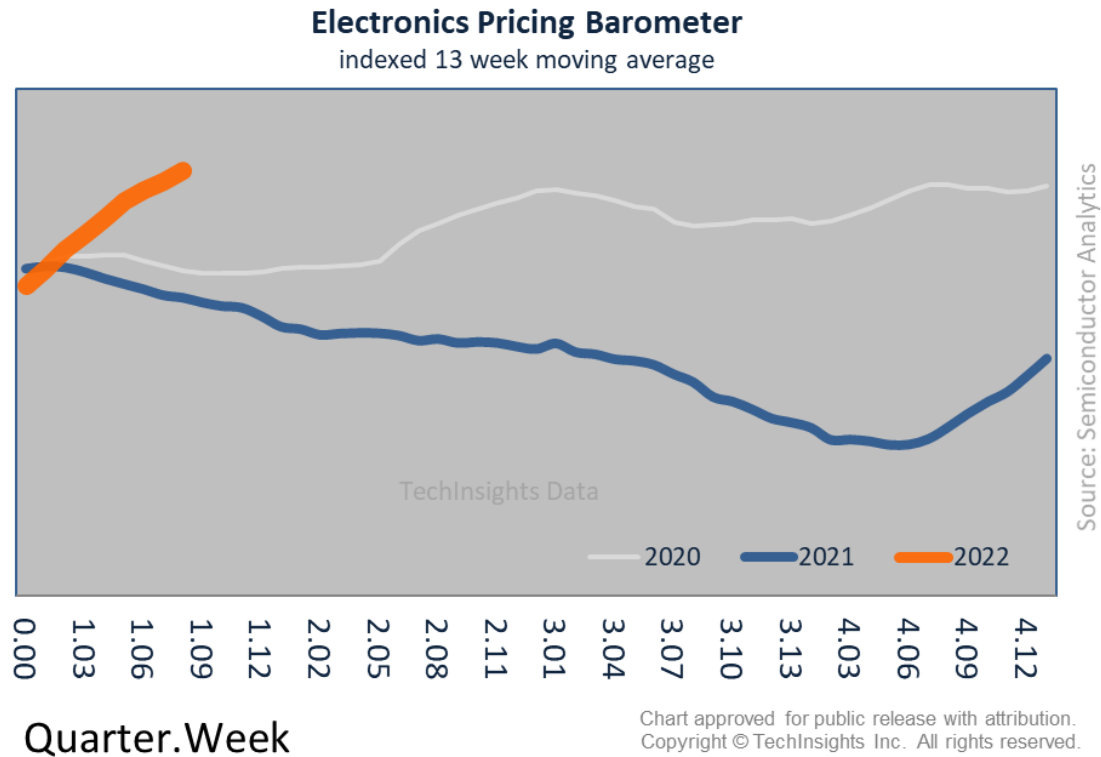


1: Measures Order Activity 2: Measures Pricing Power

Electronics Retail Pricing Trends:

for PC notebooks Tablets Smartphones Cell phones Digital Cameras Appliances TVs

Electronics' Retail
Prices continue to soar.



Strategy & Tactics



Strategy and Tactics: Intel Investor Day. Tower, Trust, Data Analytics.

Summaries:

Intel Investor Day 2022: As 2020 came to a close it was clear to everyone interested, and more importantly to Intel's board, that a change was needed. A shift to a financial management style that was tactically focused on achieving quarterly results was reverse-mortgaging the future in violation of Gordon Moore's maxim 'you can't save a tech company out of its problems.' Instead of catching up, it was slipping further behind... Then in a page taken out of Apple's playbook when it decided to bring back Steve Jobs, Intel's board decided to bring back its prodigal son, Pat Gelsinger. Fortunately for Intel, the United States, and even the world, he heard the call to adventure. Last week at Intel Investor Day, exactly one year and two days since Pat was appointed CEO, I along with many investors I chatted with were dumbstruck with what he had accomplished in a mere 367 days... If you need to know anything about Pat, it's that he is extremely decisive... hot-pressed out of the Andy Grove mold. Joining in January 13 of 2021, morale at the company went from night to day by the time he officially joined... The important thing to realize at this point was that IDM 2.0 was far more than a PowerPoint

business model. Before Pat Gelsinger had joined Intel, he had gotten a commitment from the board to unleash the funding needed to actually execute to three strategic trusts...

Comments, Questions & Answers: Intel to acquire Tower: Hi Dan, What do you think Intel acquired Tower? How Data Analytics fails forecasters: Hi Dan, Wanted to let you know that I loved your perspective on Chip Insider about data analytics. But does this mean you should always be wary of it? In not, how do you know when to question its value and when not? The Trust Maxim: Hi Dan, Great article on trust and partnership! Thanks.

"If you don't like what's being said, change the conversation"

— Don Draper, Mad Men

"Execution is Everything" — John Doerr

[Contact us to get the full report and more](#)



THE CHIP HISTORY CENTER

The Virtual Museum of Semiconductors

[Home](#)[Time Line](#)[Exhibits](#)[People](#)[Organizations](#)[Learn](#)

Section

Search...



LOGIN

PUBLISH

Semiconductors are to the information age what engines are to the industrial age. Chips are the steam engine, the internal combustion engine, and the fractional horsepower engine rolled up into one. The Chip History Center is dedicated to preserving that history for future generations.

People: Robert N. Noyce, Intel's first CEO. Some links to learn about him:

Legends, Circa 1990 - Remembering Robert Noyce

Interview with Leslie Berlin on her Biography of Bob Noyce - **Segment 1**
Segment 2

Robert N. Noyce: Early Career

Robert N. Noyce: The Intel Years



President Ronald Reagan presents Bob Noyce the National Medal of Technology, 1987

Supporters:

APPLIED
MATERIALS
make possible

ASE Technology
Holding Co., Ltd.

KLA
Keep Looking Ahead

VLSIresearch
Intelligence to make better decisions faster

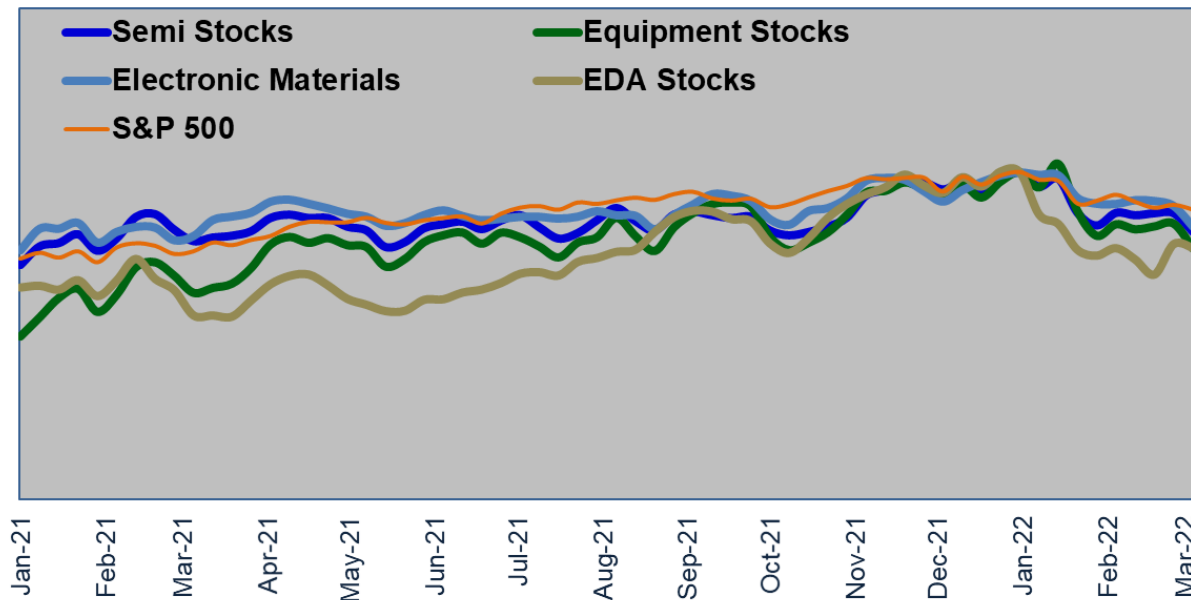
semiStockWEEK:

TechInsights' Semiconductor Stock Indices sunk this week as investors continue to monitor the fallout of Russia's war in Ukraine.



Semiconductor Industry Stock Performance Indices

(Stock Prices Indexed to 100 in last week of 2021)




TechInsights' Stock Indices:

Semiconductors -5.1%
Equipment -6.9%
Electronic Materials -5.5%
EDA -1.2%

Announcing a new and exciting combination: VLSIresearch joins forces with TechInsights!

Effective August 16, 2021



What the conversation is about:

The business of technology is inseparable from the technology of the business. Unlike classic business, the business of technology is about constant change. It's time to bring core-technology and market analysis together, which explains why TechInsights has acquired VLSIresearch.

[Click here to watch online](#) or on the weVISION button in VLSI's mobile app

[Click here to read more about this development](#) or on the VLSI RELEASES button in VLSI's mobile app

Semiconductor Stocks:

Weekly Growth and Forward P/E Ratios by Company

Weekly Gains			3/4/2022		
Semiconductor Stocks	Price Change	Forward P/E	Semiconductor Stocks	Price Change	Forward P/E
IDM			Fab-lite to Fabless		
Intel	0.8%	13	AMD	-10.4%	26
Micron	-9.1%	7	Analog Devices	-3.3%	18
ON Semiconductor	-8.1%	14	Broadcom	1.4%	16
Samsung Electronics	-0.6%	—	IBM	2.0%	12
SK hynix	1.2%		Infineon	-15.2%	15
STMicroelectronics	-13.4%	13	MagnaChip Semiconductor	-5.9%	12
Western Digital	-5.1%	6	MaxLinear	-10.9%	16
Foundry & OSAT			MediaTek	-5.5%	—
Amkor	-9.8%	8	NVIDIA	-5.1%	36
ASE	-2.7%	9	Panasonic	-7.2%	9
GLOBALFOUNDRIES	6.4%	21	Qualcomm	-5.1%	14
JCET	-2.5%	17	Silicon Laboratories	-8.6%	50
SkyWater Technology	-12.5%	—	Skyworks	-2.5%	11
SMIC	-8.7%	13	Texas Instruments	-0.5%	18
TSMC	-5.5%	17	Xilinx	0.0%	43
UMC	-1.9%	9			

Above Avg

Top 4-6

Top 1-3

TechInsights' Semiconductor Stock Index sunk this week despite strong gains for a second straight week from GLOBALFOUNDRIES who was this week's biggest winner. IBM, Broadcom, and SK hynix also performed well claiming four of the top six stock spots this week.

IDM -4.9%
Foundry & OSAT -4.7%
Fabless & Fablite -5.1%

AMD^{AMD} Analog Devices^{ADI} Amkor^{AMKR} ASE^{ASX} Broadcom^{AVGO} GLOBALFOUNDRIES^{GFS} IBM^{IBM} Infineon^{IFNNY.PK} Intel^{INTC} JCET^{600584.SS} Micron Technology^{MU} On Semiconductor^{ON} Panasonic^{PC} MagnaChip Semiconductor^{MX} MaxLinear^{MXL} MediaTek^{2454.TW} NVIDIA^{NVDA} Qualcomm^{QCOM} Samsung Electronics^{005930.KS} Silicon Laboratories^{SLAB} SkyWater Technology^{SKYT} Skyworks^{SWKS} SMIC^{SMI} STMicroelectronics^{STM} Texas Instruments^{TXN} TSMC^{TSM} UMC^{UMC} STMicroelectronics^{STMicroelectronics} Western Digital^{WDC} Xilinx^{XLNX}

Chip Equipment & Related Stocks:

Weekly Growth and Forward P/E Ratios by Company

TechInsights' Semiconductor Equipment Stock Index plummeted 6.9% this week. Veeco Instruments, Tokyo Electron, Nikon, FormFactor, and Kulicke&Soffa being the only five companies to beat the weekly average.

WFE -6.4%
Test -5.8%
Assembly -8.5%

Applied Materials ^{AMAT} Advantest ^{ATEYY}
ASM International ^{ASMIY}
ASM Lithography ^{ASML} ASM Pacific ^{0522.HK}
BE Semiconductor ^{BESII.PK}
FormFactor ^{FORM} KLA ^{KLAC}
Kulicke & Soffa ^{KLIC} Lam Research ^{LRCX}
Onto Innovation ^{ONTO} Nikon ⁷⁷³¹
Teradyne ^{TER} Tokyo Electron Limited ⁸⁰³⁵
Veeco ^{VECO}

Weekly Gains			3/4/2022		
Equipment Stocks	Price Change	Forward P/E	Equipment Stocks	Price Change	Forward P/E
Wafer Fab:			Test:		
Applied Materials	-7.4%	14	Advantest	-6.7%	–
ASM International	-5.7%	21	Teradyne	-6.9%	18
ASML	-10.9%	29	FormFactor	-3.9%	20
KLA	-7.1%	15			
Lam Research	-8.3%	15	Assembly:		
Onto Innovation	-10.4%	–	BESI	-13.1%	–
Nikon	-3.8%	–	Kulicke & Soffa	-4.7%	9
TEL	-3.6%	–	ASM Pacific Technology	-7.7%	
Veeco Instruments	-0.5%	14			

Above Avg

Top 4-6

Top 1-3

Electronic Materials Stocks:

Weekly Growth and Forward P/E Ratios by Company

Weekly Gains			3/4/2022		
EDA & Electronic Materials Stocks	Price Change	Forward P/E	EDA & Electronic Materials Stocks	Price Change	Forward P/E
EDA			DNP	1.3%	—
Cadence	1.2%	37	DuPont de Nemours	-4.7%	5
Synopsys	-0.7%	34	JSR	-6.8%	—
Ansys	-4.0%	37	Shin-Etsu	-2.4%	—
Electronic Materials			SOITEC	-6.3%	—
BASF	-18.6%	3	Tokyo Ohka	-2.1%	—
CMC Materials	-4.4%	22			
			Above Avg	Top 4-6	Top 1-3

TechInsights' EDA Stock Index

decreased this week, Cadence claimed one of the top six stock spots.

TechInsights' Electronic Materials Stock Index

sunk, DNP came out on top.

Ansys, Inc. ^{ANSS} BASF ^{BASFY}
 CMC Materials ^{CCMP} Cadence ^{CDNS}
 DNP ⁷⁹¹² DuPont ^{DD} JSR ⁴¹⁸⁵
 Shin-Etsu ⁴⁰⁶³ SOITEC ^{SOI.PA}
 Synopsys ^{SNPS} Tokyo Ohka ⁴¹⁸⁶

The Prior Week's Close	TechInsights' Indices of Chip Industry Stocks				Weekly Growth				Companies Up	Max Growth	Companies Down	Min Growth	Range of Growth	S&P 500	S&P 500 Growth
	Semi Stocks	Equipment Stocks	Materials Stocks	EDA Stocks	Semi Stocks	Equipment Stocks	Materials Stocks	EDA Stocks							
30-Jul-21	88.4	84.2	90.6	79.1	3.7%	1.6%	1.5%	1.2%	39	24.0%	-15	-37.0%	61.0%	92.2	-0.4%
06-Aug-21	91.4	88.9	89.6	80.6	3.4%	5.6%	-1.1%	1.9%	46	29.1%	-8	-14.3%	43.4%	93.1	0.9%
13-Aug-21	88.2	84.4	89.4	81.1	-3.5%	-5.0%	-0.1%	0.6%	15	3.7%	-40	-14.0%	17.7%	93.7	0.7%
20-Aug-21	85.9	80.8	86.2	85.5	-2.6%	-4.3%	-3.6%	5.4%	7	8.1%	-48	-13.5%	21.6%	93.2	-0.6%
27-Aug-21	89.7	86.6	89.6	89.0	4.5%	7.1%	4.0%	4.2%	52	36.9%	-2	-4.3%	41.2%	94.6	1.5%
03-Sep-21	90.5	90.0	92.2	90.6	0.8%	4.0%	2.9%	1.7%	33	23.7%	-21	-6.0%	29.7%	95.2	0.6%
10-Sep-21	89.6	92.2	94.7	90.4	-1.0%	2.4%	2.7%	-0.2%	24	11.4%	-29	-8.1%	19.5%	93.5	-1.7%
17-Sep-21	88.9	92.6	94.3	88.6	-0.8%	0.4%	-0.4%	-2.0%	23	5.5%	-30	-6.8%	12.3%	93.0	-0.6%
24-Sep-21	89.2	91.7	93.1	88.1	0.3%	-1.0%	-1.3%	-0.5%	22	5.8%	-30	-5.2%	11.0%	93.5	0.5%
01-Oct-21	85.8	84.2	88.6	82.6	-3.8%	-8.2%	-4.8%	-6.2%	6	4.3%	-48	-14.7%	19.0%	91.4	-2.2%
08-Oct-21	84.7	81.0	87.3	80.3	-1.4%	-3.8%	-1.5%	-2.8%	15	2.9%	-39	-14.3%	17.2%	92.1	0.8%
15-Oct-21	85.5	82.8	90.6	83.9	1.0%	2.2%	3.8%	4.4%	39	8.1%	-14	-11.8%	19.9%	93.8	1.8%
22-Oct-21	86.8	85.3	91.3	88.9	1.5%	3.0%	0.8%	5.9%	40	15.7%	-14	-11.6%	27.3%	95.4	1.6%
29-Oct-21	89.0	89.6	93.7	92.2	2.6%	5.0%	2.6%	3.8%	38	24.6%	-16	-8.3%	32.9%	96.6	1.3%
05-Nov-21	94.4	95.0	98.0	94.6	6.1%	6.1%	4.6%	2.5%	45	30.5%	-8	-29.8%	60.3%	98.6	2.0%
12-Nov-21	95.9	95.5	98.7	96.4	1.5%	0.4%	0.7%	1.9%	31	8.5%	-16	-12.1%	20.6%	98.3	-0.3%
19-Nov-21	98.3	97.5	98.2	99.4	2.6%	2.1%	-0.4%	3.2%	39	12.2%	-16	-16.8%	29.0%	98.6	0.3%
26-Nov-21	97.7	96.0	95.5	96.8	-0.6%	-1.6%	-2.8%	-2.7%	16	11.8%	-39	-9.6%	21.4%	98.6	0.1%
03-Dec-21	95.9	94.5	92.9	95.0	-1.9%	-1.6%	-2.7%	-1.9%	12	6.0%	-44	-11.1%	17.1%	95.2	-3.5%
10-Dec-21	97.5	96.9	95.7	98.8	1.6%	2.6%	3.0%	4.0%	40	13.2%	-15	-7.5%	20.7%	98.9	3.8%
17-Dec-21	94.7	93.8	97.7	96.5	-2.9%	-3.2%	2.1%	-2.3%	12	25.6%	-43	-15.6%	41.2%	96.9	-1.9%
24-Dec-21	98.6	97.7	99.3	100.2	4.1%	4.2%	1.7%	3.8%	50	13.8%	-6	-2.8%	16.6%	99.2	2.3%
31-Dec-21	100.0	100.0	100.0	100.0	1.5%	2.3%	0.7%	-0.2%	44	8.1%	-11	-2.7%	10.8%	100.0	0.9%
07-Jan-22	96.6	96.3	99.4	89.7	-3.4%	-3.7%	-0.6%	-10.3%	10	7.4%	-45	-17.5%	24.9%	98.1	-1.9%
14-Jan-22	98.5	102.0	99.3	87.4	2.0%	5.9%	-0.1%	-2.5%	36	23.7%	-20	-4.9%	28.6%	97.8	-0.3%
21-Jan-22	90.1	90.4	93.8	81.0	-8.5%	-11.4%	-5.6%	-7.3%	3	5.1%	-53	-20.3%	25.4%	92.3	-5.7%
28-Jan-22	87.1	84.5	92.4	79.7	-3.4%	-6.6%	-1.5%	-1.7%	11	5.0%	-45	-21.8%	26.8%	93.0	0.8%
04-Feb-22	90.2	87.3	92.3	81.5	3.5%	3.3%	-0.1%	2.3%	41	17.5%	-13	-4.3%	21.8%	94.4	1.6%
11-Feb-22	89.6	86.1	93.2	78.7	-0.7%	-1.4%	1.0%	-3.4%	20	10.6%	-33	-8.9%	19.5%	92.7	-1.8%
18-Feb-22	90.1	86.8	93.0	75.0	0.6%	0.8%	-0.2%	-4.7%	28	12.2%	-26	-7.0%	19.2%	91.2	-1.6%
25-Feb-22	90.1	87.5	91.9	82.5	0.0%	0.8%	-1.3%	9.9%	30	14.7%	-25	-9.5%	24.2%	92.0	0.8%
04-Mar-22	85.5	81.4	86.8	81.5	-5.1%	-6.9%	-5.5%	-1.2%	7	6.4%	-48	-18.6%	25.0%	90.8	-1.3%

Links to Conference Call Transcripts

March 4th

[Broadcom's \(AVGO\) CEO Hock Tan on Q1 2022 Results - Earnings Call Transcript](#)

[VAT Group AG \(VACNY\) CEO Mike Allison on Q4 2021 Results - Earnings Call Transcript](#)

February 25th and before

[Dell Technologies Inc. \(DELL\) Management on Q4 2022 Results - Earnings Call Transcript](#)

[AIXTRON SE \(AIXXF\) CEO Felix Grawert on Q4 2021 Results - Earnings Call Transcript](#)

[ChipMOS TECHNOLOGIES INC. \(IMOS\) Q4 2021 Results - Earnings Call Transcript](#)

[ASM International NV \(ASMIY\) CEO Benjamin Loh on Q4 2021 Results - Earnings Call Transcript](#)

[SkyWater Technology, Inc. \(SKYT\) CEO Thomas Sonderman on Q4 2021 Results - Earnings Call Transcript](#)

[Lenovo Group Limited \(LNVGY\) CEO Yang Yuanqing On Q3 2022 Results - Earnings Call Transcript](#)

[ASM Pacific Technology Limited \(ASMFV\) CEO Robin Gerard Ng on Q4 2021 Results - Earnings Call Transcript](#)

[Agilent Technologies, Inc.'s \(A\) CEO Mike McMullen on Q1 2022 Results - Earnings Call Transcript](#)

[BE Semiconductor Industries N.V. \(BESIY\) CEO Richard Blickman on Q4 2021 Results - Earnings Call Transcript](#)

[Keysight Technologies, Inc. \(KEYS\) CEO Ronald Nersesian on Q1 2022 Results - Earnings Call Transcript](#)

[NVIDIA Corporation's \(NVDA\) CEO Jensen Huang on Q4 2022 Results - Earnings Call Transcript](#)

[Magnachip Semiconductor Corporation \(MX\) CEO YJ Kim on Q4 2021 Results - Earnings Call Transcript](#)

[Synopsys, Inc. \(SNPS\) CEO Aart de Geus on Q1 2022 Results - Earnings Call Transcript](#)

Links to Conference Call Transcripts

[Veeco Instruments Inc. \(VECO\) CEO Bill Miller on Q4 2021 Results - Earnings Call Transcript](#)
[Applied Materials, Inc.'s \(AMAT\) CEO Gary Dickerson on Q1 2022 Results - Earnings Call Transcript](#)
[Analog Devices, Inc. \(ADI\) CEO Vincent Roche on Q1 2022 Results - Earnings Call Transcript](#)
[Cohu, Inc. \(COHU\) CEO Luis Müller on Q4 2021 Results - Earnings Call Transcript](#)
[ASE Technology's \(ASX\) Management on Q4 2021 Results - Earnings Call Transcript](#)
[Advanced Energy Industries, Inc. \(AEIS\) CEO Steve Kelley on Q4 2021 Results - Earnings Call Transcript](#)
[GlobalFoundries Inc. \(GFS\) CEO Tom Caulfield on Q4 2021 Results - Earnings Call Transcript](#)
[Onto Innovation Inc. \(ONTO\) CEO Michael Plisinski on Q4 2021 Results - Earnings Call Transcript](#)
[DuPont de Nemours, Inc. \(DD\) CEO Ed Breen on Q4 2021 Results - Earnings Call Transcript](#)
[ams-OSRAM AG \(AMSSY\) CEO Alex Everke on Q4 2021 Results - Earnings Call Transcript](#)
[Axcelis Technologies, Inc.'s \(ACLS\) CEO Mary Puma on Q4 2021 Results - Earnings Call Transcript](#)
[ON Semiconductor Corporation \(ON\) CEO Hassane El-Khoury on Q4 2021 Results - Earnings Call Transcript](#)
[Kulicke and Soffa Industries' \(KLIC\) CEO Fusen Chen on Q1 2022 Results - Earnings Call Transcript](#)
[Infineon Technologies AG. \(IFNNY\) CEO Reinhard Ploss on Q1 2022 Results - Earnings Call Transcript](#)
[Qorvo, Inc. \(QRVO\) CEO Bob Bruggeworth on Q3 2022 Results - Earnings Call Transcript](#)
[FormFactor, Inc. \(FORM\) CEO Mike Slessor on Q4 2021 Results - Earnings Call Transcript](#)
[MaxLinear's \(MXL\) CEO Kishore Seendripu on Q4 2021 Results - Earnings Call Transcript](#)
[QUALCOMM Incorporated's \(QCOM\) CEO Cristiano Amon on Q1 2022 Results - Earnings Call Transcript](#)
[Advanced Micro Devices, Inc. \(AMD\) CEO Lisa Su on Q4 2021 Results - Earnings Call Transcript](#)

Links to Conference Call Transcripts

[NXP Semiconductors N.V. \(NXPI\) CEO Kurt Sievers on Q4 2021 Results - Earnings Call Transcript](#)

[SK Hynix, Inc. \(HXSCF\) Q4 2021 Results - Earnings Call Transcript](#)

[National Instruments Corporation \(NATI\) CEO Eric Starkloff on Q4 2021 Results - Earnings Conference Call](#)

[Western Digital Corporation \(WDC\) CEO David Goeckeler on Q2 2022 Results - Earnings Call Transcript](#)

[Apple Inc. \(AAPL\) CEO Tim Cook on Q1 2022 Results - Earnings Call Transcript](#)

[KLA Corporation \(KLAC\) CEO Rick Wallace on Q2 2022 Results - Earning Call Transcript](#)

[MKS Instruments' \(MKSI\) CEO John Lee on Q4 2021 Results - Earnings Call Transcript](#)

[Teradyne, Inc. \(TER\) CEO Mark Jagiela on Q4 2021 Results - Earnings Call Transcript](#)

[MediaTek Inc. \(MDTKF\) CEO Rick Tsai on Q4 2021 Results - Earnings Call Transcript](#)

[STMicroelectronics NV \(STM\) CEO Jean-Marc Chery on Q4 2021 Results - Earnings Call Transcript](#)

[Samsung Electronics Co Ltd \(SSNLF\) on Q4 2021 Results - Earnings Call Transcript](#)

[Lam Research Corporation \(LRCX\) CEO Tim Archer on Q2 2022 Results - Earnings Call Transcript](#)

[Intel Corporation \(INTC\) CEO Pat Gelsinger on Q4 2021 Results - Earnings Call Transcript](#)

[Texas Instruments Incorporated \(TXN\) Management on Q4 2021 Results - Earnings Call Transcript](#)

[Logitech International S.A. \(LOGI\) CEO Bracken Darrell on Q3 2022 Results - Earnings Call Transcript](#)

[United Microelectronics Corporation \(UMC\) Management on Q4 2021 Results - Earnings Call Transcript](#)

TechInsights recent uploads

Chip Market Research Services Uploads:

ForecastPro Module:

- [Semiconductor Forecast – V22.03](#)
- [Semi, Silicon, and Equip L-T Forecast – V22.02](#)
- [TCI Graphics – V22.02](#)
- Silicon Demand – V21.12
- Electronics & Macroeconomy – V21.12
- Utilization Rates – V21.12
- Diffusion Rates – V21.12
- CapEx Distribution – V21.12
- Advanced Packaging – V21.11
- Design Completions – V21.11

Equipment Database Module:

- [IC Equipment Forecast:](#)
 - [Yearly – V22.01](#)
 - [Quarterly – V22.01](#)
- [Scanner & Stepper Shipments – V22.01](#)
- [WFE by Applications – V22.01](#)
- IC Equipment Market Shares:
 - Yearly – V20.05
 - Quarterly – V20.09

Customer Satisfaction Survey Uploads:

- 2021 CSS Databases
- 2022 Survey Documents

Critical Subsystems Uploads:

- Critical Subsystems – V21.12
- Forecast Overview – V21.12
- Graphics File: December 2021
- Semiconductor Forecast– V21.12
- Devices – V21.09
- Substrate Processing Equipment – V21.09
- Manufacturing Equipment Revenues – V21.09
- Vendor Shares – V21.04

Test Connectivity Reports:

- Test and Burn-In Socket Report : V21.04
- Probe Card Report: V21.04
- Device Interface Board Report: V20.05

Terms and Conditions, Notices, and Disclaimers, etc.

By accepting this report, opening it, or using it you are agreeing to these terms. This report contains valuable data, intellectual property, and trade secrets developed or acquired by TechInsights. You have a limited license to hold these materials but do not become the owner of any material. The materials provided are protected by copyright, trade secret, and trademark law. This presentation has been approved by TechInsights for public release with attribution. The information in the materials may be used by you on a limited basis in your own documents provided that those documents are not-for-sale; TechInsights' name, brand, or trademarks are not used to endorse a product or company for sales purposes; TechInsights is clearly referred to as the source of such information; and you obtain written approval prior to use.

This report is provided on an "AS IS," "WHERE IS," "WHERE AVAILABLE", "WITH ALL FAULTS" basis. TechInsights does not warrant these materials or the information provided therein, either expressly or impliedly, for any particular purpose and TechInsights specifically disclaims any express or implied warranties, including but not limited to, any express or implied warranties of TITLE, ACCURACY, NON-INFRINGEMENT, MERCHANTABILITY or FITNESS FOR ANY PARTICULAR PURPOSE OR USE.

The sources of the information in this report include numerous individual reports, memos and bulletins from various segments of the industry, annual reports, financial reports, interviews, questionnaires, surveys, technical symposia, trade journals, technical journals and individual assessments by knowledgeable company or industry representatives as well as our own analysis and judgment. Some companies are more cooperative about providing information than others and some companies decline to provide or validate the accuracy of any information. Although the information provided is obtained or compiled from sources TechInsights believes to be reliable given the oftentimes difficult circumstances under which it is collected, TechInsights cannot and does not warrant or guarantee the accuracy, validity, truthfulness, timeliness, or completeness of any information or data made available to you for any particular purpose. In no event will TechInsights be liable to you or any third party, whether in contract, tort or under any other legal theory, for any direct, indirect, special, consequential or incidental damages, or any other damages of any kind even if TechInsights has been advised of the possibility thereof.

We receive letters and e-mails on current topics covered in our services and/or reports that are of interest to our subscribers, as well as comments on our reports. We value that subscriber input and like to use it. By submitting such material to us, unless you tell us specifically not to publish it, or except to the extent that you give us an embargo date before which you instruct us not to publish it, you authorize us to publish and republish it in any form or medium, to edit it for style and length, and to comment upon or criticize it and to publish others' comments or criticisms concerning it, as the case may be.

This report may contain information concerning stocks that is obtained from the opinions of industry analysts. Quoted past results are not necessarily indicative of future performance. None of the information should be seen as a recommendation to buy or sell any securities. We are not stock analysts or investment advisors. You should contact a registered investment advisor as to the nature, potential, value or suitability of any particular investment action. No information provided is investment advice and any such information is just an opinion and is not tailored to the investment needs of any specific person. Certain statements in this report, other than statements of historical fact, and other written or oral statements made by TechInsights may be forward-looking. In some cases, you can identify forward-looking statements by terminology such as "may", "will", "should", "expects", "intends", "plans", "anticipates", "believes", "thinks", "estimates", "seeks", "predicts", "potential", and similar expressions. Although TechInsights believes that these statements are based on reasonable assumptions, they are subject to numerous factors, risks and uncertainties that could cause actual results and outcomes to be materially different from those stated or projected. Those factors, among others, could cause actual results and outcomes to differ materially from the results and outcomes stated or projected in, or implied by, the forward-looking statements. You should understand that forward-looking statements are not guarantees of results or outcomes. New risks and uncertainties arise from time to time, and TechInsights can not predict those events or how they may affect you, the reader. TechInsights Inc does not have any intention or obligation to update forward-looking statements after the date of this report.

No part of this report may be used in any legal proceedings nor may any of these materials or the information contained therein be disclosed to any third party, including investors or affiliated firms belonging to investors, outside directors or to your affiliated companies, or reproduced or transmitted to any third party, in any form or by any means – mechanical, electronic, photocopying, duplication, microfilming, videotape, verbally or otherwise – without the prior written permission of TechInsights.

The Chip Insider® and the CSS 10 BEST logo are registered trademarks of TechInsights Inc. All other trademarks, service marks, and logos are the property of their respective owners.