

Semiconductor WEEK:

May 27, 2022

An overview of results and conclusions from recent reports at TechInsights

Chip Market Research Services

It's red hot out there despite growing concerns about the economic outlook

- Order activity for semiconductor equipment declined a mere 0.2 points in the third week of May
- Production and Capacity Plan

Semiconductor Analytics

Last Week in the Semiconductor Market:

Semiconductor sales jumped 4% W/W last week, as sales continued to pull up from 2021 levels. Zooming in on NAND growth this week, 13-wk MA remains above 2021 levels yet below the peak in 2020. Growth is forecast to finish 2022 around +13% Y/Y, reaching \$69B, as it slows faster than DRAM. The IC weather cooled 1°F last week. Chip demand is cooling as inflation, monetary tightening, COVID lockdowns in China, and Russia's war in Ukraine weaken demand, which works to ease the shortage. TechInsights' IC Supply/Demand indices held at Tight, as conditions improved for IDM, but worsened for DRAM. With the exception of Auto ICs and DRAM – which remain on opposite ends of the spectrum – everything is Tight. Inflation in Electronics' Retail Prices is abating

Critical Subsystems

CSUBS Graphics

Chip History Center

SEMICON Conceived: 2020 marked the 50th Anniversary of SEMI. It all started with the conception of the SEMICON trade show in 1970.

Making Silicon Commercially Manufacturable: Without silicon, there wouldn't be chips. Being able to make sellable wafers starts with the first crystal pulling technology

Semiconductor Stocks

- *TechInsights' Semiconductor Stock Indices jumped this week along with the market*
- *Semiconductor Stock Index was led up by SkyWater Technology*
- *Semiconductor Equipment Stock Index was led up by Applied Materials and Onto Innovation*
- *EDA Stock Index was led up by Cadence*
- *Electronics Materials Stock Index was led up by DuPont de Nemours*
- *Hottest Stocks: SkyWater Technology, NVIDIA, Applied Materials, Onto Innovation, Lam Research, and KLA*

TechInsights

The Chip Insider[®]'s Graphics File



May 2022

It's red hot out there despite growing concerns about the economic outlook

- Order activity for semiconductor equipment declined a mere 0.2 points in the third week of May
- Supply constraints are expected to abate in 2H22 as more capacity comes online and China reopens its economy
- TechInsights' Chip Price Performance Index continued to trend lower, but at a slower rate



Forecast as of May 2022:	2021	2022
Semi Equipment (\$B):	\$ 126.6	\$ 152.4
Sequential Change	36.6%	20.3%
Capacity Utilization:	97.2%	96.9%
ICs (\$B):	\$ 492.3	\$ 571.7
Sequential Change	27.4%	16.1%
IC Units (BU):	394.2	439.0
Sequential Change	23.7%	11.4%
Electronics (\$B) :	\$ 2,574	\$ 2,758
Sequential Change	18.9%	7.1%

[Contact us to access more details](#)

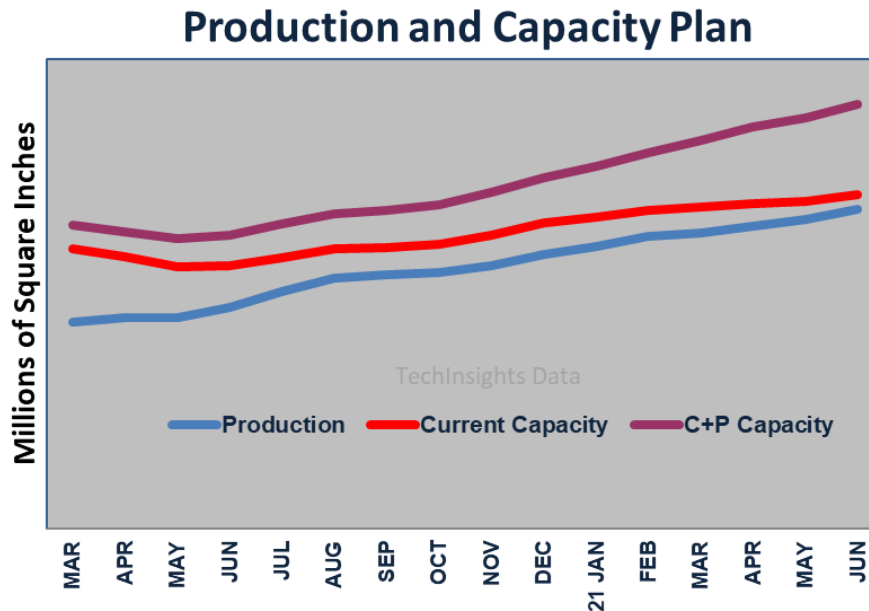


The Chip Insider[®] Graphics

Production and Capacity Plan:

- Production and Capacity remain high

Production and Capacity Plan: chart gives rolling averages for semiconductor production, currently active capacity, and current plus planned capacity in millions of square inches of silicon wafers.



Approved for public release with attribution.
Copyright © TechInsights Inc. All rights reserved.

Insights Interview:

Workforce Development Solutions...

with Ajit Manocha of SEMI



What the conversation is about:

- Labor shortages have become the echo pandemic from the ravages COVID has had on the economy.
- This is no truer than in the semiconductor industry, where Workforce Development has long been on the To-Do lists of many.
- Most industry efforts appear to be more about lobbying others to do something about workforce development.
- It's really hard to do something substantive about it but SEMI is.

[Click here to watch online](#)

Semiconductor Analytics

Last Week in the Semiconductor Market:

Semiconductor sales jumped 4% W/W last week, as sales continued to pull up from 2021 levels. Zooming in on NAND growth this week, 13-wk MA remains above 2021 levels yet below the peak in 2020. Growth is forecast to finish 2022 around +13% Y/Y, reaching \$69B, as it slows faster than DRAM. The IC weather cooled 1°F last week. Chip demand is cooling as inflation, monetary tightening, COVID lockdowns in China, and Russia's war in Ukraine weaken demand, which works to ease the shortage. TechInsights' IC Supply/Demand indices held at Tight, as conditions improved for IDM, but worsened for DRAM. With the exception of Auto ICs and DRAM – which remain on opposite ends of the spectrum – everything is Tight. Inflation in Electronics' Retail Prices is abating



1: Measures Order Activity 2: Measures Pricing Power

Electronics Retail Pricing Trends:

for PC notebooks Tablets Smartphones Cell phones Digital Cameras Appliances TVs

Inflation in Electronics' Retail Prices is abating

Electronics Pricing Barometer
indexed 13 week moving average

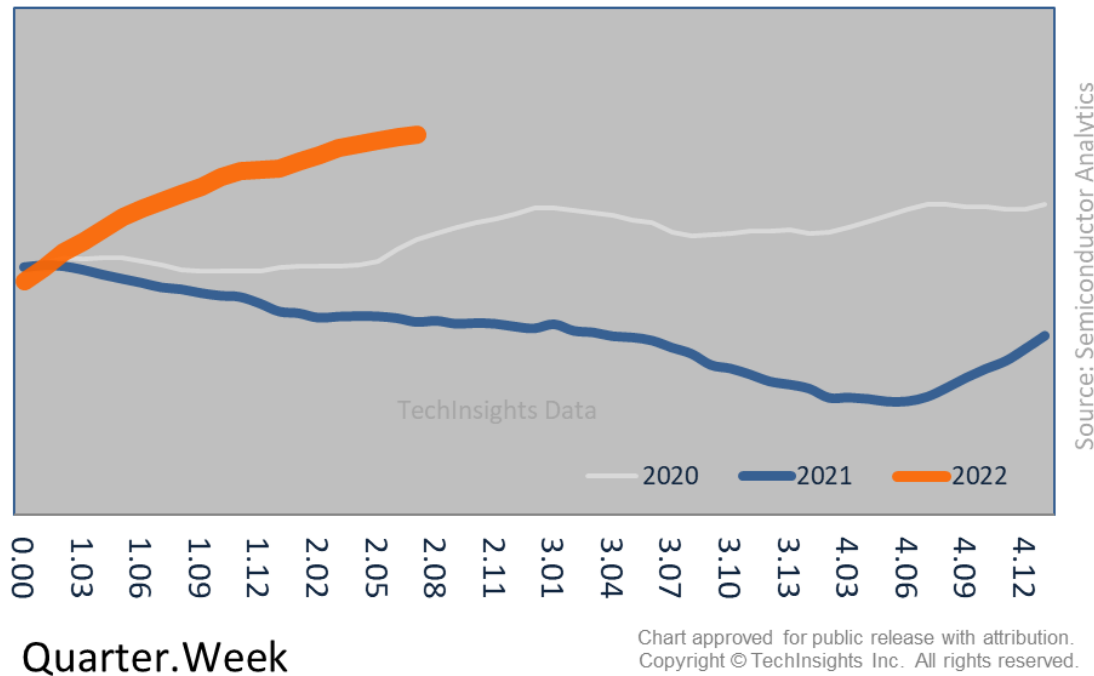


Chart approved for public release with attribution.
Copyright © TechInsights Inc. All rights reserved.

Insights Interview:

Innovation in Memory ...

with Scott DeBoer of Micron
Technology



What the conversation is about:

- Scott DeBoer of Micron Technology has a conversation with Dan Hutcheson about what it takes to innovate in Memory today. Scott leads Micron's global technology development and engineering efforts – from silicon design to high-value system solutions.

[Click here to watch online](#)

Critical Subsystems



CSUBS Graphics uploaded to Platform May 19
(Located in Driving Forces under Misc. Reports)

Year	Diffusion Rates						
	Devices/Electronics	Equipment/Devices			Critical Subsystems/Equipment		
	IC % of Elect	IC %	FPD %	PV %	IC %	FPD %	PV %
2020	21%	16%	6%	4%	17%	20%	11%
2021	23%	18%	6%	3%	17%	18%	12%
2022	24%	19%	6%	3%	16%	18%	11%
2023	25%	18%	7%	3%	16%	17%	11%
2024	23%	17%	7%	3%	17%	17%	11%
2025	24%	18%	7%	3%	17%	17%	11%
2026	25%	18%	7%	3%	17%	17%	11%

Copyright © TechInsights Inc. All rights reserved.
Distribution rights contained in T&Cs.



More from SEMI's Great Moments in Semiconductor History

SEMICON Conceived: 2020 marked the 50th Anniversary of SEMI. It all started with the conception of the SEMICON trade show in 1970, a milestone that marks the emergence of the semiconductor equipment industry.

Making Silicon Commercially Manufacturable: Without silicon, there wouldn't be chips. Being able to make sellable wafers starts with the first crystal pulling technology developed in the 1950s and 1960s by Dr. Henry W. Gutsche and Robert Lorenzini.



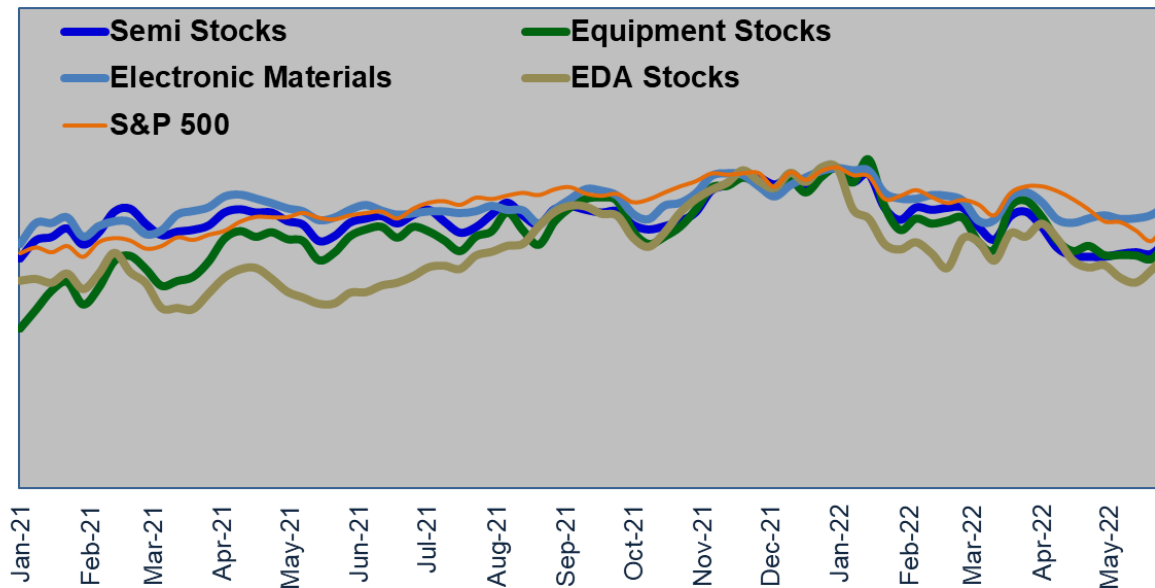
semiStockWEEK:

TechInsights' Semiconductor Stock Indices jumped this week along with the market after seven consecutive weeks of declines.



Semiconductor Industry Stock Performance Indices

(Stock Prices Indexed to 100 in last week of 2021)



TechInsights' Stock Indices:

Semiconductors +4.8%
Equipment +6.0%
Electronic Materials +2.9%
EDA +5.6%

Semiconductor Stocks:

Weekly Growth and Forward P/E Ratios by Company

Weekly Gains			5/27/2022		
Semiconductor Stocks	Price Change	Forward P/E	Semiconductor Stocks	Price Change	Forward P/E
IDM			Fab-lite to Fabless		
Intel	7.0%	12	AMD	9.4%	19
Micron	6.4%	5	Analog Devices	3.1%	16
ON Semiconductor	8.3%	11	Broadcom	7.4%	14
Samsung Electronics	-2.2%	-	IBM	8.2%	12
SK hynix	-5.8%	-	Infineon	5.6%	14
STMicroelectronics	2.9%	11	MagnaChip Semiconductor	0.2%	14
Western Digital	9.6%	6	MaxLinear	3.3%	9
Foundry & OSAT			MediaTek	0.6%	-
Amkor	7.1%	7	NVIDIA	12.7%	25
ASE	6.5%	8	Panasonic	5.6%	10
GLOBALFOUNDRIES	9.3%	22	Qualcomm	6.2%	10
JCET	-4.7%	13	Silicon Laboratories	9.2%	33
SkyWater Technology	30.3%	-	Skyworks	5.5%	8
SMIC	6.0%	11	Texas Instruments	4.8%	19
TSMC	3.2%	14			
UMC	2.5%	9			

Above Avg
Top 4-6
Top 1-3

TechInsights' Semiconductor Stock Index was led up by SkyWater Technology who was this week's biggest winner with +30.3% gain. NVIDIA, Western Digital, AMD, GLOBALFOUNDRIES, and Silicon Laboratories also being top performers.

IDM +3.7%
Foundry & OSAT +7.5%
Fabless & Fablite +5.8%

AMD^{AMD} Analog Devices^{ADI} Amkor^{AMKR} ASE^{ASE}
ASX^{ASX} Broadcom^{AVGO} GLOBALFOUNDRIES^{GFS}
IBM^{IBM}
Infineon^{IFNNY.PK} Intel^{INTC} JCET^{600584.SS}
Micron Technology^{MU} On Semiconductor^{ON}
Panasonic^{PC} MagnaChip Semiconductor^{MX}
MaxLinear^{MXL} MediaTek^{2454.TW}
NVIDIA^{NVDA} Qualcomm^{QCOM}
Samsung Electronics^{005930.KS} Silicon Laboratories^{SLAB} SkyWater Technology^{SKYT}
Skyworks^{SWKS} SMIC^{SMI}
STMicroelectronics^{STM} Texas Instruments^{TXN}
TSMC^{TSM} UMC^{UMC} STMicroelectronics^{STMicroelectronics} Western Digital^{WDC}

Chip Equipment & Related Stocks:

Weekly Growth and Forward P/E Ratios by Company

TechInsights' Semiconductor Equipment Stock Index was led up by Wafer Fab companies Applied Materials, Onto Innovation, Lam Research, and KLA who all claimed four of the top six stock spots this week.

WFE +7.9%
 Test +3.7%
 Assembly +2.7%

Applied Materials ^{AMAT} Advantest ^{ATEYY}
 ASM International ^{ASMIY}
 ASM Lithography ^{ASML} ASM Pacific ^{0522.HK}
 BE Semiconductor ^{BESIY.PK}
 FormFactor ^{FORM} KLA ^{KLAC}
 Kulicke & Soffa ^{KLIC} Lam Research ^{LRCX}
 Onto Innovation ^{ONTO} Nikon ⁷⁷³¹
 Teradyne ^{TER} Tokyo Electron Limited ⁸⁰³⁵
 Veeco ^{VECO}

Weekly Gains			5/27/2022		
Equipment Stocks	Price Change	Forward P/E	Equipment Stocks	Price Change	Forward P/E
Wafer Fab:			Test:		
Applied Materials	12.2%	11	Advantest	-2.6%	-
ASM International	3.6%	21	Teradyne	6.9%	15
ASML	9.5%	25	FormFactor	6.7%	19
KLA	10.7%	14			
Lam Research	12.0%	12	Assembly:		
Onto Innovation	12.2%	-	BESI	8.8%	-
Nikon	6.4%	-	Kulicke & Soffa	7.2%	8
TEL	1.3%	-	ASM Pacific Technology	-7.8%	
Veeco Instruments	3.0%	11			

Above Avg
Top 4-6
Top 1-3

Electronic Materials Stocks:

Weekly Growth and Forward P/E Ratios by Company

Weekly Gains			5/27/2022		
EDA & Electronic Materials Stocks	Price Change	Forward P/E	EDA & Electronic Materials Stocks	Price Change	Forward P/E
EDA			DNP	0.8%	–
Cadence	6.6%	33	DuPont de Nemours	7.3%	5
Synopsys	5.3%	32	JSR	6.4%	–
Ansys	4.9%	29	Shin-Etsu	-0.4%	–
Electronic Materials			SOITEC	2.5%	–
BASF	5.7%	2	Tokyo Ohka	-2.0%	–
CMC Materials	3.2%	21			

Above Avg
Top 4-6
Top 1-3

TechInsights' EDA Stock Index was led up by Cadence.

TechInsights' Electronic Materials Stock Index was led up by DuPont de Nemours, JSR, and BASF.

Ansys, Inc. ^{ANSS} BASF ^{BASFY}
 CMC Materials ^{CCMP} Cadence ^{CDNS}
 DNP ⁷⁹¹² DuPont ^{DD} JSR ⁴¹⁸⁵
 Shin-Etsu ⁴⁰⁶³ SOITEC ^{SOI.PA}
 Synopsys ^{SNPS} Tokyo Ohka ⁴¹⁸⁶

The Prior Week's Close	TechInsights' Indices of Chip Industry Stocks				Weekly Growth				Companies Up	Max Growth	Companies Down	Min Growth	Range of Growth	S&P 500	S&P 500 Growth
	Semi Stocks	Equipment Stocks	Materials Stocks	EDA Stocks	Semi Stocks	Equipment Stocks	Materials Stocks	EDA Stocks							
22-Oct-21	86.8	85.3	91.3	88.9	1.5%	3.0%	0.8%	5.9%	40	15.7%	-14	-11.6%	27.3%	95.4	1.6%
29-Oct-21	89.0	89.6	93.7	92.2	2.6%	5.0%	2.6%	3.8%	38	24.6%	-16	-8.3%	32.9%	96.6	1.3%
05-Nov-21	94.4	95.0	98.0	94.6	6.1%	6.1%	4.6%	2.5%	45	30.5%	-8	-29.8%	60.3%	98.6	2.0%
12-Nov-21	95.9	95.5	98.7	96.4	1.5%	0.4%	0.7%	1.9%	31	8.5%	-16	-12.1%	20.6%	98.3	-0.3%
19-Nov-21	98.3	97.5	98.2	99.4	2.6%	2.1%	-0.4%	3.2%	39	12.2%	-16	-16.8%	29.0%	98.6	0.3%
26-Nov-21	97.7	96.0	95.5	96.8	-0.6%	-1.6%	-2.8%	-2.7%	16	11.8%	-39	-9.6%	21.4%	98.6	0.1%
03-Dec-21	95.9	94.5	92.9	95.0	-1.9%	-1.6%	-2.7%	-1.9%	12	6.0%	-44	-11.1%	17.1%	95.2	-3.5%
10-Dec-21	97.5	96.9	95.7	98.8	1.6%	2.6%	3.0%	4.0%	40	13.2%	-15	-7.5%	20.7%	98.9	3.8%
17-Dec-21	94.7	93.8	97.7	96.5	-2.9%	-3.2%	2.1%	-2.3%	12	25.6%	-43	-15.6%	41.2%	96.9	-1.9%
24-Dec-21	98.6	97.7	99.3	100.2	4.1%	4.2%	1.7%	3.8%	50	13.8%	-6	-2.8%	16.6%	99.2	2.3%
31-Dec-21	100.0	100.0	100.0	100.0	1.5%	2.3%	0.7%	-0.2%	44	8.1%	-11	-2.7%	10.8%	100.0	0.9%
07-Jan-22	96.6	96.3	99.4	89.7	-3.4%	-3.7%	-0.6%	-10.3%	10	7.4%	-45	-17.5%	24.9%	98.1	-1.9%
14-Jan-22	98.5	102.0	99.3	87.4	2.0%	5.9%	-0.1%	-2.5%	36	23.7%	-20	-4.9%	28.6%	97.8	-0.3%
21-Jan-22	90.1	90.4	93.8	81.0	-8.5%	-11.4%	-5.6%	-7.3%	3	5.1%	-53	-20.3%	25.4%	92.3	-5.7%
28-Jan-22	87.1	84.5	92.4	79.7	-3.4%	-6.6%	-1.5%	-1.7%	11	5.0%	-45	-21.8%	26.8%	93.0	0.8%
04-Feb-22	90.2	87.3	92.3	81.5	3.5%	3.3%	-0.1%	2.3%	41	17.5%	-13	-4.3%	21.8%	94.4	1.6%
11-Feb-22	89.6	86.1	93.2	78.7	-0.7%	-1.4%	1.0%	-3.4%	20	10.6%	-33	-8.9%	19.5%	92.7	-1.8%
18-Feb-22	90.1	86.8	93.0	75.0	0.6%	0.8%	-0.2%	-4.7%	28	12.2%	-26	-7.0%	19.2%	91.2	-1.6%
25-Feb-22	90.1	87.5	91.9	82.5	0.0%	0.8%	-1.3%	9.9%	30	14.7%	-25	-9.5%	24.2%	92.0	0.8%
04-Mar-22	85.3	81.4	86.8	81.5	-5.3%	-6.9%	-5.5%	-1.2%	7	6.4%	-48	-18.6%	25.0%	90.8	-1.3%
11-Mar-22	82.1	79.7	87.1	76.9	-3.7%	-2.2%	0.3%	-5.7%	9	9.7%	-45	-11.1%	20.8%	88.2	-2.9%
18-Mar-22	87.9	90.3	92.7	83.7	7.1%	13.3%	6.5%	8.8%	53	31.3%	-2	-5.9%	37.2%	93.6	6.2%
25-Mar-22	89.1	91.8	94.0	82.9	1.3%	1.7%	1.3%	-0.9%	36	9.2%	-16	-5.5%	14.7%	95.3	1.8%
01-Apr-22	85.4	87.8	91.5	86.1	-4.2%	-4.3%	-2.6%	3.9%	5	5.0%	-50	-23.1%	28.1%	95.4	0.1%
08-Apr-22	80.1	81.9	87.1	82.3	-6.2%	-6.8%	-4.8%	-4.4%	2	5.5%	-53	-17.6%	23.1%	94.2	-1.3%
15-Apr-22	78.1	79.2	86.4	76.9	-2.5%	-3.3%	-0.9%	-6.6%	6	4.2%	-49	-10.9%	15.1%	92.2	-2.1%
22-Apr-22	77.8	80.5	87.4	75.2	-0.3%	1.6%	1.3%	-2.2%	30	9.3%	-25	-18.8%	28.1%	89.6	-2.8%
29-Apr-22	77.8	78.2	88.2	75.7	0.0%	-2.9%	0.9%	0.7%	22	21.1%	-32	-14.9%	36.0%	86.7	-3.3%
06-May-22	78.6	78.3	87.3	72.6	0.9%	0.1%	-1.0%	-4.1%	30	12.0%	-25	-11.7%	23.7%	86.5	-0.2%
13-May-22	79.0	78.1	87.5	71.4	0.5%	-0.1%	0.2%	-1.6%	28	8.2%	-25	-10.0%	18.2%	84.4	-2.4%
20-May-22	78.6	77.3	88.3	74.5	-0.5%	-1.1%	1.0%	4.3%	22	17.9%	-30	-7.7%	25.6%	81.9	-3.0%
27-May-22	82.3	81.9	90.9	78.7	4.8%	6.0%	2.9%	5.6%	48	30.3%	-7	-7.8%	38.1%	87.2	6.6%

Links to Conference Call Transcripts

May 27th

[NVIDIA Corporation \(NVDA\) CEO Jensen Huang On Q1 2023 Results - Earnings Call Transcript](#)

May 20th and before

[Applied Materials, Inc. \(AMAT\) CEO Gary Dickerson on Q2 2022 Results - Earnings Call Transcript](#)

[Synopsys, Inc. \(SNPS\) CEO Aart de Geus on Q2 2022 Results - Earnings Call Transcript](#)

[Analog Devices, Inc. \(ADI\) CEO Vincent Roche on Q2 2022 Results - Earnings Call Transcript](#)

[Camtek Ltd. \(CAMT\) CEO Rafi Amit on Q1 2022 Results - Earnings Call Transcript](#)

[GlobalFoundries Inc.'s \(GFS\) CEO Thomas Caulfield on Q1 2022 Results - Earnings Call Transcript](#)

[Microchip Technology Incorporated \(MCHP\) CEO Ganesh Moorthy on Q4 2022 Results - Earnings Call Transcript](#)

[Veeco Instruments Inc. \(VECO\) CEO Bill Miller on Q1 2022 Results - Earnings Call Transcript](#)

[Kulicke and Soffa Industries' \(KLIC\) CEO Fusen Chen on Q2 2022 Results - Earnings Call Transcript](#)

[Axcelis Technologies, Inc. \(ACLS\) CEO Mary Puma on Q1 2022 Results - Earnings Call Transcript](#)

[Advanced Energy Industries, Inc. \(AEIS\) CEO Stephen Kelley on Q1 2022 Results - Earnings Call Transcript](#)

[Qorvo, Inc. \(QRVO\) CEO Bob Bruggeworth on Q4 2022 Results - Earnings Call Transcript](#)

[Magnachip Semiconductor Corporation \(MX\) CEO YJ Kim on Q1 2022 Results - Earnings Call Transcript](#)

[SkyWater Technology, Inc. \(SKYT\) CEO Thomas Sonderman on Q1 2022 Results - Earnings Call Transcript](#)

[Lattice Semiconductor Corporation \(LSCC\) CEO Jim Anderson on Q1 2022 Results - Earnings Call Transcript](#)

[Onto Innovation's \(ONTO\) CEO Michael Plisinski on Q1 2022 Results - Earnings Call Transcript](#)

[Advanced Micro Devices, Inc.'s \(AMD\) CEO Dr. Lisa Su on Q1 2022 Results - Earnings Call Transcript](#)

[Skyworks Solutions, Inc. \(SWKS\) CEO Liam Griffin on Q2 2022 Results - Earnings Call Transcript](#)

Links to Conference Call Transcripts

[Cirrus Logic, Inc. \(CRUS\) CEO John Forsyth on Q4 2022 Results - Earnings Call Transcript](#)

[ams-OSRAM AG \(AMSSY\) CEO Alex Everke on Q1 2022 Results - Earnings Call Transcript](#)

[Vishay Intertechnology, Inc. \(VSH\) CEO Gerald Paul on Q1 2022 Results - Earnings Call Transcript](#)

[NXP Semiconductors N.V. \(NXPI\) CEO Kurt Sievers on Q1 2022 Results - Earnings Call Transcript](#)

[DuPont de Nemours, Inc. \(DD\) CEO Ed Breen on Q1 2022 Results - Earnings Call Transcript](#)

[Cabot Corporation \(CBT\) CEO Sean Keohane on Q2 2022 Results - Earnings Call Transcript](#)

[Amkor Technology, Inc. \(AMKR\) CEO Giel Rutten on Q1 2022 Results - Earnings Call Transcript](#)

[SK hynix Inc. \(HXSCF\) Management on Q1 2022 Results - Earnings Call Transcript](#)

[Advantest Corporation \(ATEYY\) CEO Yoshiaki Yoshida On Q4 2021 Results - Earnings Call Transcript](#)

[BE Semiconductor Industries N.V.'s \(BESII\) CEO Richard Blickman on Q1 2022 Results - Earnings Call Transcript](#)

[Honeywell International Inc. \(HON\) CEO Darius Adamczyk on Q1 2022 Results - Earnings Call Transcript](#)

[BASF SE \(BASFY\) CEO Martin Bruder Müller on Q1 2022 Results - Earnings Call Transcript](#)

[MaxLinear, Inc. \(MXL\) CEO Kishore Seendripu on Q1 2022 Results - Earnings Call Transcript](#)

[Qualcomm, Inc. \(QCOM\) CEO Cristiano Amon on Q2 2022 Results - Earnings Call Transcript](#)

[FormFactor, Inc. \(FORM\) CEO Michael Slessor on Q1 2022 Results - Earnings Call Transcript](#)

[MKS Instruments' \(MKSII\) CEO John Lee on Q1 2022 Results - Earnings Call Transcript](#)

[Teradyne, Inc. \(TER\) CEO Mark Jagiela on Q1 2022 Results - Earnings Call Transcript](#)

[STMicroelectronics N.V. \(STM\) CEO Jean-Marc Chery on Q1 2022 Results - Earnings Call Transcript](#)

[United Microelectronics Corporation \(UMC\) on Q1 2022 Results - Earnings Call Transcript](#)

[ASM International NV \(ASMIY\) CEO Benjamin Loh on Q1 2022 Results - Earnings Call Transcript](#)

Links to Conference Call Transcripts

[Lam Research Corporation \(LRCX\) CEO Tim Archer on Q3 2022 Results - Earnings Call Transcript](#)

[ASML Holding N.V.'s \(ASML\) CEO Peter Wennink on Q1 2022 Results - Earnings Call Transcript](#)

[International Business Machines Corporation's \(IBM\) CEO Arvind Krishna on Q1 2022 Results - Earnings Call Transcript](#)

[Taiwan Semiconductor Manufacturing Company Limited \(TSM\) CEO C. C. Wei on Q1 2022 Results - Earnings Call Transcript](#)

[Western Digital Corporation \(WDC\) Presents at Morgan Stanley 2022 Technology, Media & Telecom Conference \(Transcript\)](#)

[Cisco Systems, Inc. \(CSCO\) Management Presents at Morgan Stanley Technology, Media and Telecom Conference 2022 Transcript](#)

[International Business Machines Corporation \(IBM\) Management Presents at Morgan Stanley Technology, Media and Telecom Brokers Conference 2022 \[Transcript\]](#)

[Texas Instruments Incorporated \(TXN\) CEO Rich Templeton Presents at Morgan Stanley 2022 Technology, Media & Telecom Conference \(Transcript\)](#)

[IDT Corporation \(IDT\) CEO Shmuel Jonas on Q2 2022 Results - Earnings Call Transcript](#)

[Lam Research Corporation's \(LRCX\) Management Presents at Morgan Stanley Technology, Media and Telecom Conference 2022 \(Transcript\)](#)

[NXP Semiconductors N.V. \(NXPI\) Presents at Morgan Stanley Tech Conference, San Francisco Conference \(Transcript\)](#)

[Intel Corporation \(INTC\) CEO Patrick Gelsinger Presents at Morgan Stanley Technology, Media and Telecom Conference 2022 \(Transcript\)](#)

[NVIDIA Corporation \(NVDA\) Presents at Morgan Stanley 2022 Technology, Media and Telecom Conference \(Transcript\)](#)

[Thermo Fisher Scientific Inc. \(TMO\) CEO Marc Casper on 42nd Annual Cowen Health Care Conference \(Transcript\)](#)

[Qorvo \(QRVO\) CEO, Bob Bruggeworth Presents at Raymond James 43rd Annual Institutional Investors Conference - Company Call Transcript](#)

[Broadcom's \(AVGO\) CEO Hock Tan on Q1 2022 Results - Earnings Call Transcript](#)

TechInsights recent uploads

Chip Market Research Services Uploads:

ForecastPro Module:

- [Design Completions – V22.05](#)
- [TCI Graphics – V22.04](#)
- [Reticles – V22.04](#)
- [Electronics & Macroeconomy – V22.03](#)
- [Diffusion Rates and Utilization – V22.03](#)
- [Silicon Demand – V22.03](#)
- [CapEx Distribution – V22.03](#)
- [Semiconductor Forecast – V22.03](#)
- [Semi, Silicon, and Equip L-T Forecast – V22.02](#)

Equipment Database Module:

- [Scanner & Stepper Shipments – V22.04](#)
- [IC Equipment Forecast:](#)
 - [Yearly – V22.05](#)
- [WFE by Applications – V22.01](#)
- [WFE Equipment Market Shares:](#)
 - [Yearly – V22.05](#)
 - [Quarterly – V22.05](#)

Customer Satisfaction Survey Uploads:

- [2022 CSS Databases](#)
- [2022 Survey Documents](#)

Critical Subsystems Uploads:

- [Critical Subsystems Forecasts – V22.05](#)
- [Device Forecast Summary – V22.05](#)
- [Manufacturing Equipment Forecasts – V22.05](#)
- [Substrate Processing Equipment Shipments – V22.05](#)
- [Substrate Processing Equipment Installed Base – V22.05](#)
- [Chamber Shipments – V22.05](#)
- [Supplier Shares – V22.03](#)

Test Connectivity Reports:

- [Test and Burn-In Socket Report : V21.04](#)
- [Probe Card Report: V21.04](#)
- [Device Interface Board Report: V20.05](#)

Terms and Conditions, Notices, and Disclaimers, etc.

By accepting this report, opening it, or using it you are agreeing to these terms. This report contains valuable data, intellectual property, and trade secrets developed or acquired by TechInsights. You have a limited license to hold these materials but do not become the owner of any material. The materials provided are protected by copyright, trade secret, and trademark law. This presentation has been approved by TechInsights for public release with attribution. The information in the materials may be used by you on a limited basis in your own documents provided that those documents are not-for-sale; TechInsights' name, brand, or trademarks are not used to endorse a product or company for sales purposes; TechInsights is clearly referred to as the source of such information; and you obtain written approval prior to use.

This report is provided on an "AS IS," "WHERE IS," "WHERE AVAILABLE," "WITH ALL FAULTS" basis. TechInsights does not warrant these materials or the information provided therein, either expressly or impliedly, for any particular purpose and TechInsights specifically disclaims any express or implied warranties, including but not limited to, any express or implied warranties of TITLE, ACCURACY, NON-INFRINGEMENT, MERCHANTABILITY or FITNESS FOR ANY PARTICULAR PURPOSE OR USE.

The sources of the information in this report include numerous individual reports, memos and bulletins from various segments of the industry, annual reports, financial reports, interviews, questionnaires, surveys, technical symposia, trade journals, technical journals and individual assessments by knowledgeable company or industry representatives as well as our own analysis and judgment. Some companies are more cooperative about providing information than others and some companies decline to provide or validate the accuracy of any information. Although the information provided is obtained or compiled from sources TechInsights believes to be reliable given the oftentimes difficult circumstances under which it is collected, TechInsights cannot and does not warrant or guarantee the accuracy, validity, truthfulness, timeliness, or completeness of any information or data made available to you for any particular purpose. In no event will TechInsights be liable to you or any third party, whether in contract, tort or under any other legal theory, for any direct, indirect, special, consequential or incidental damages, or any other damages of any kind even if TechInsights has been advised of the possibility thereof.

We receive letters and e-mails on current topics covered in our services and/or reports that are of interest to our subscribers, as well as comments on our reports. We value that subscriber input and like to use it. By submitting such material to us, unless you tell us specifically not to publish it, or except to the extent that you give us an embargo date before which you instruct us not to publish it, you authorize us to publish and republish it in any form or medium, to edit it for style and length, and to comment upon or criticize it and to publish others' comments or criticisms concerning it, as the case may be.

This report may contain information concerning stocks that is obtained from the opinions of industry analysts. Quoted past results are not necessarily indicative of future performance. None of the information should be seen as a recommendation to buy or sell any securities. We are not stock analysts or investment advisors. You should contact a registered investment advisor as to the nature, potential, value or suitability of any particular investment action. No information provided is investment advice and any such information is just an opinion and is not tailored to the investment needs of any specific person. Certain statements in this report, other than statements of historical fact, and other written or oral statements made by TechInsights may be forward-looking. In some cases, you can identify forward-looking statements by terminology such as "may", "will", "should", "expects", "intends", "plans", "anticipates", "believes", "thinks", "estimates", "seeks", "predicts", "potential", and similar expressions. Although TechInsights believes that these statements are based on reasonable assumptions, they are subject to numerous factors, risks and uncertainties that could cause actual results and outcomes to be materially different from those stated or projected. Those factors, among others, could cause actual results and outcomes to differ materially from the results and outcomes stated or projected in, or implied by, the forward-looking statements. You should understand that forward-looking statements are not guarantees of results or outcomes. New risks and uncertainties arise from time to time, and TechInsights can not predict those events or how they may affect you, the reader. TechInsights Inc does not have any intention or obligation to update forward-looking statements after the date of this report.

No part of this report may be used in any legal proceedings nor may any of these materials or the information contained therein be disclosed to any third party, including investors or affiliated firms belonging to investors, outside directors or to your affiliated companies, or reproduced or transmitted to any third party, in any form or by any means – mechanical, electronic, photocopying, duplication, microfilming, videotape, verbally or otherwise – without the prior written permission of TechInsights.

The Chip Insider® and the CSS 10 BEST logo are registered trademarks of TechInsights Inc. All other trademarks, service marks, and logos are the property of their respective owners.